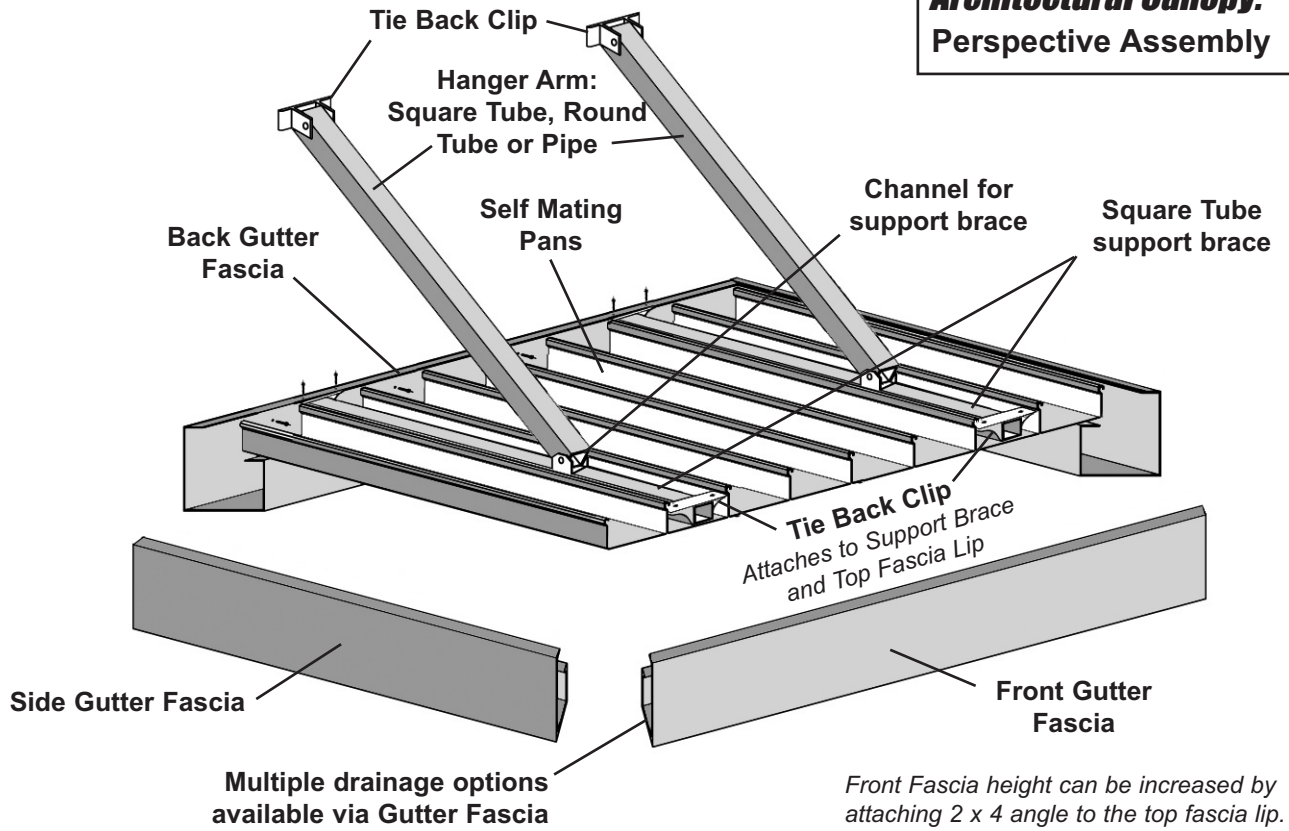


Architectural Canopy Schematic

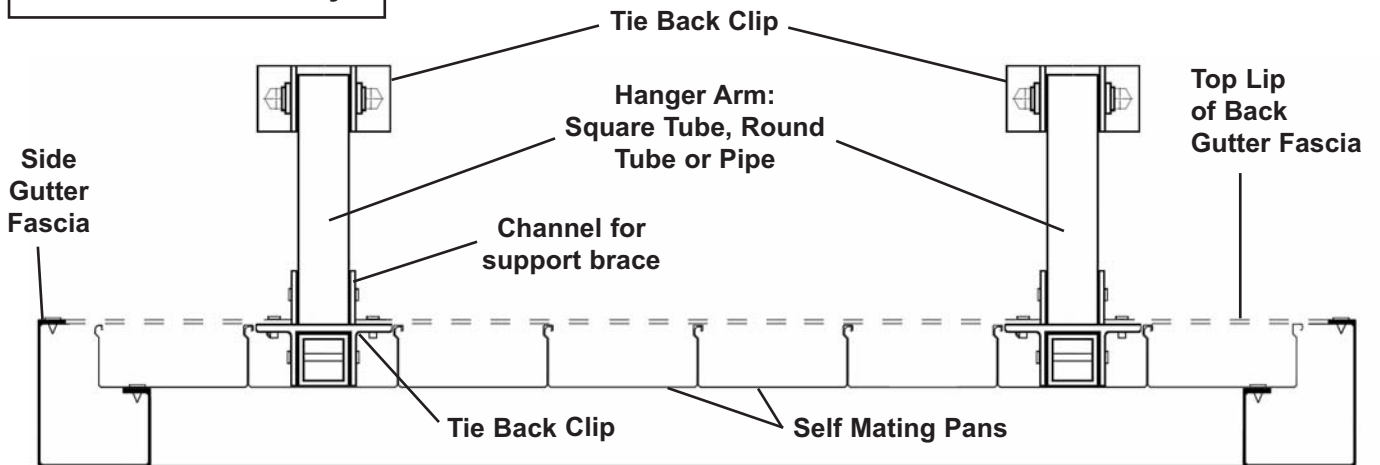
Available in: Mill Finish & Anodized; Various Lengths & Alloys

ENGINEERING AVAILABLE UPON REQUEST

**Architectural Canopy:
Perspective Assembly**



**Architectural Canopy:
Front View Assembly**



Front Gutter Fascia removed to display interior components of canopy

Architectural 05



Eastern Metal Supply
Quality Shapes In Aluminum

EMS FL

1-800-432-2204
(561) 588-4780 - fax

EMS NC

1-800-343-8154
(704) 391-2267 - fax

EMS TX

1-800-996-6061
(281) 656-2297 - fax

EMS MO

1-888-822-6061
(314) 344-3349 - fax

Additional Locations: West Palm Beach & Lakeland, FL; Newark, DE and Birmingham, AL


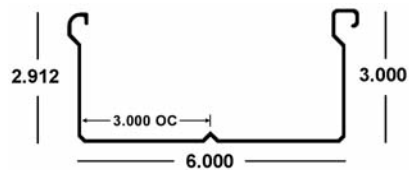
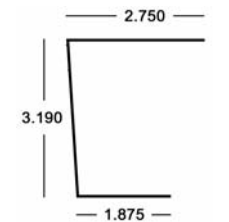
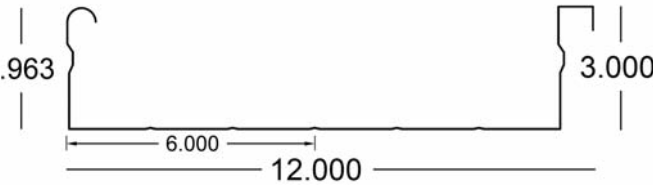
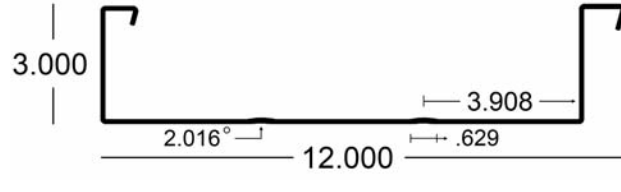
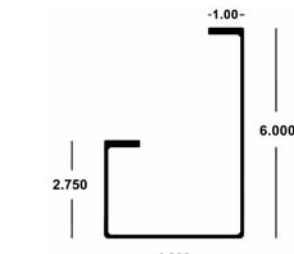
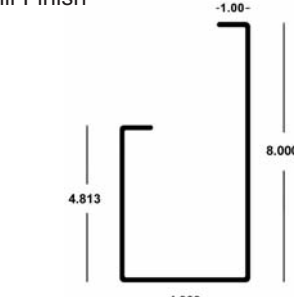
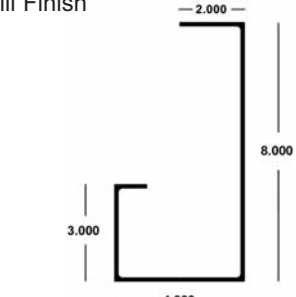
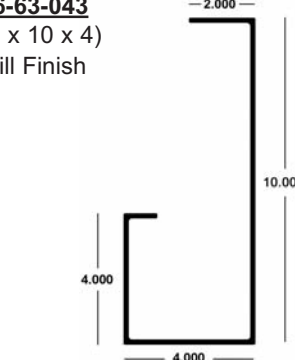
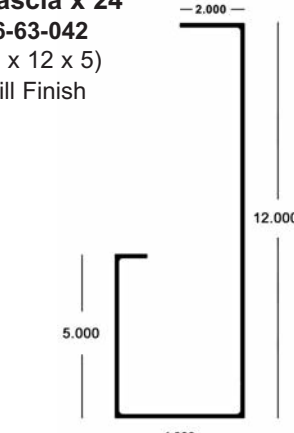
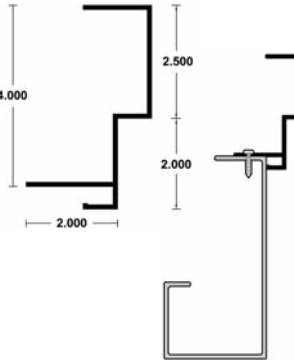
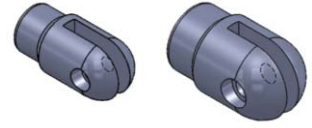

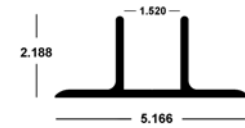
website: www.EasternMetal.com

e-mail: info@EasternMetal.com

version: 06/09/16

Architectural Canopy

ENGINEERING AVAILABLE UPON REQUEST • Florida items are available to all branches via shuttle.
 *Custom lengths, finishes and additional profiles are also available on a minimum MILL ORDER basis.

<p>3 x 6 Self Mating Canopy Roof Pan x 24' 6063-T6 Mill Finish 56-63-015 (0.065 - Light Wall)</p> <p>MILL ORDER 20160-020 (TX) 0.078 - Heavy Wall</p> 	<p>3 x 6 x .078 Self Mating Canopy Roof Pan (V-Deck) 6063-T6 Mill Finish (3" On Center V) MILL ORDER 52-63-11677 (FL/NC) 0.078 - Heavy Wall</p> 	<p>3 x .045 Extruded Header 200-WH-019 White x 24' 200-MB-019 Bronze x 24' 200-WH-020 White x 30' 200-MB-020 Bronze x 30'</p> 	
<p>3 x 12 Carport Roll Form Roof Pan (5 Rib) Available in .032 and .024 thicknesses Self Mating Custom Lengths Available in White & Bronze</p> 	<p>3 x 12 x .050 Carport Roll Form Roof Pan (2 Rib) Self Mating Custom Lengths Available in White & Bronze</p> 		
<p>4 x 6 x .093 Gutter Fascia x 24' 56-63-033 Mill Finish 56-63-036 204-R1 Clear Anod 56-MB-036 Bronze 56-WH-036 White</p> 	<p>4 x 8 x .125 Gutter Fascia x 24' 56-63-016 Mill Finish (4 x 8 x 4.813)</p> 	<p>4 x 8 x .125 Gutter Fascia x 24' 56-63-039 Mill Finish (4 x 8 x 3)</p> 	<p>4 x 10 x .125 Gutter Fascia x 24' 56-63-043 Mill Finish (4 x 10 x 4)</p> 
<p>4 x 12 x .160 Gutter Fascia x 24' 56-63-042 Mill Finish (4 x 12 x 5)</p> 	<p>Gutter/Fascia Extender x 24' 2" x 4.5" x .093 x 24' 56-63-041 Mill Finish</p> 	<p>Female Pin 6061-T6 Mill Finish 1-1/2" and 2" Available Special Order 80 pcs Minimum Order Comes with bolt Fits 1-1/2 and 2" Round Tubes</p> 	<p>Tie Back Clips 6063-T6 Mill Finish 2" x 12' 40-63-262 Receives 2" Square Tube Also used as support brace bracket</p>  <p>1-1/2" MILL ORDER 52-63-8364 Receives 1-1/2" Square Tube Also used as support brace bracket</p> 

Architectural 06



Eastern Metal Supply
 Quality Shapes In Aluminum

EMS FL

1-800-432-2204
 (561) 588-4780 - fax

EMS NC

1-800-343-8154
 (704) 391-2267 - fax

EMS TX

1-800-996-6061
 (281) 656-2297 - fax

EMS MO

1-888-822-6061
 (314) 344-3349 - fax

Additional Locations: West Palm Beach & Lakeland, FL; Newark, DE and Birmingham, AL

website: www.EasternMetal.com

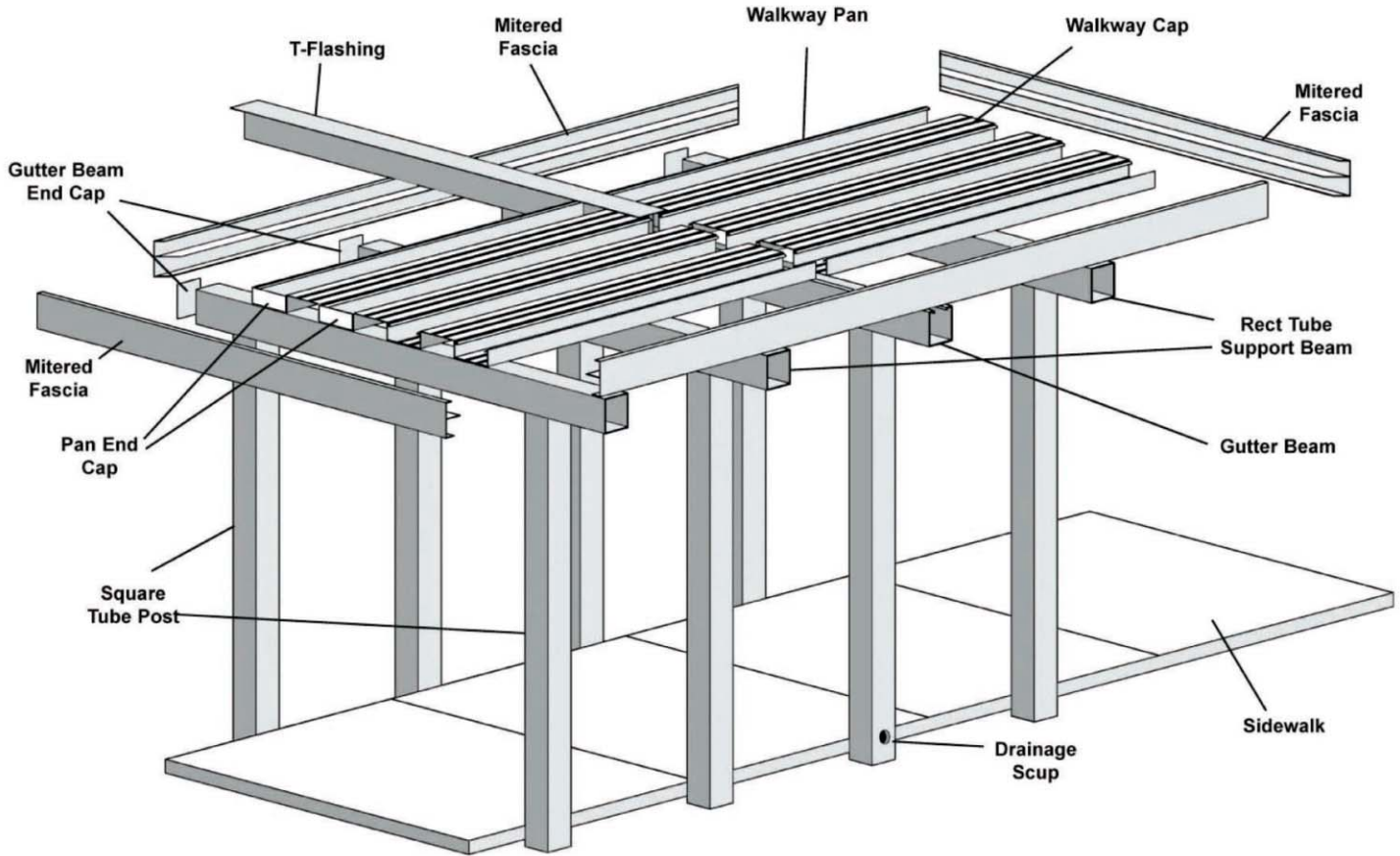
e-mail: info@EasternMetal.com

version: 08/08/16

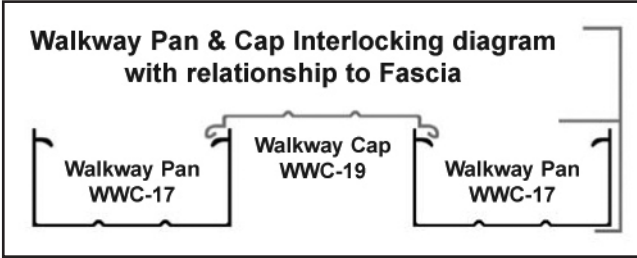
Walkway Schematic - Now Stocking!

Standard Walkway Shapes - 204 R1 Anodized

ENGINEERING AVAILABLE UPON REQUEST



Walkway System:
Perspective Assembly



Architectural 07



Eastern Metal Supply
Quality Shapes In Aluminum

EMS FL
1-800-432-2204
(561) 588-4780 - fax

EMS NC
1-800-343-8154
(704) 391-2267 - fax

EMS TX
1-800-996-6061
(281) 656-2297 - fax

EMS MO
1-888-822-6061
(314) 344-3349 - fax

Additional Locations: West Palm Beach & Lakeland, FL; Newark, DE and Birmingham, AL

website: www.EasternMetal.com

e-mail: info@EasternMetal.com

version: 06/09/16

3 x 6 Self Mating Canopy Roof Pan x 24'
6063-T6 Mill Finish
56-63-015 (0.065 - Light Wall)
MILL ORDER 20160-020 (TX) 0.078 - Heavy Wall

3 x 6 x .078 Self Mating Canopy Roof Pan (V-Deck)
6063-T6 Mill Finish (3" On Center V)
MILL ORDER 52-63-11677 0.078 - Heavy Wall

3 x 12 Carport Roll Form Roof Pan (5 Rib)
Available in .032 and .024 thicknesses
Self Mating
Custom Lengths Available in White & Bronze

3 x 12 x .050 Carport Roll Form Roof Pan (2 Rib)
Self Mating
Custom Lengths Available in White & Bronze

WWC-17 "P" Roof Pan x 24' 2"
Wall: .060 Mates with WWC-19
6063-T6 - 204 R1 Anodized
56-63-001

1/2 Bottom Clear Anodized
Mates with 2-3/4 Top & 4-1/2 Top
21929-001 (TX) x 20'
21929-041 (TX) x 24'

Bottom Clear Anodized
Mates with 2-3/4 Top & 4-1/2 Top
21929-004 (TX) x 20'
21929-006 (TX) x 24'

WWC-19 "P" Cap (Flat) x 24' 2"
Wall: .060 Mates with WWC-17
6063-T6 - 204 R1 Anodized
56-63-008

2-3/4 Top Clear Anodized
Mates with 1/2 Bottom & Bottom
21929-008 (TX) x 20'
21929-010 (TX) x 24'

4-1/2 Top Clear Anodized
Mates with 1/2 Bottom & Bottom
21929-023 (TX) x 20'
21929-012 (TX) x 24'

2" Pan End Cap x 12' 1"
Wall: .085 6063-T6
10-63-100 Mill Finish

T-Flashing x 24'
56-63-040

Architectural 08



EMS FL
1-800-432-2204
(561) 588-4780 - fax

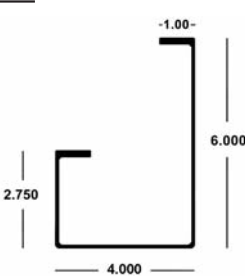
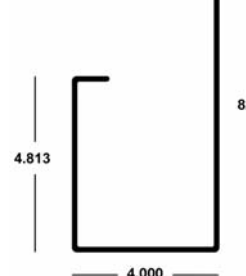
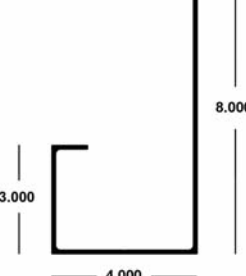
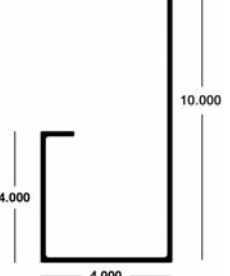
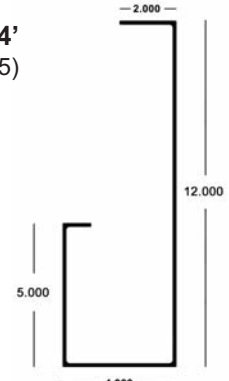

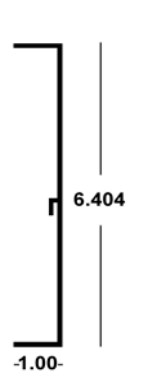
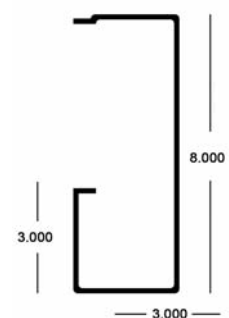
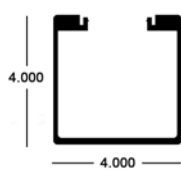
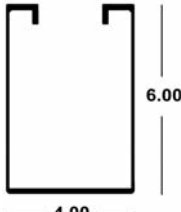

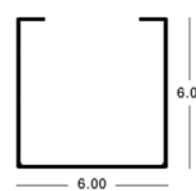
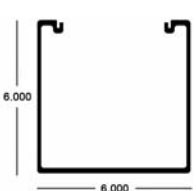
EMS NC
1-800-343-8154
(704) 391-2267 - fax

EMS TX
1-800-996-6061
(281) 656-2297 - fax

EMS MO
1-888-822-6061
(314) 344-3349 - fax

Eastern Metal Supply
Quality Shapes In Aluminum

Additional Locations: West Palm Beach & Lakeland, FL; Newark, DE and Birmingham, AL
website: www.EasternMetal.com **e-mail:** info@EasternMetal.com **version:** 08/08/16

<p>4 x 6 x .093 Gutter Fascia x 24' 56-63-033 Mill Finish <u>56-63-036</u> 204-R1 Clear Anodized <u>56-MB-036</u> Bronze <u>56-WH-036</u> White</p> 	<p>4 x 8 x .125 Gutter Fascia x 24' 56-63-016 Mill Finish (4 x 8 x 4.813)</p> 	<p>4 x 8 x .125 Gutter Fascia x 24' 56-63-039 Mill Finish (4 x 8 x 3)</p> 	<p>4 x 10 x .125 Gutter Fascia x 24' 56-63-043 Mill Finish (4 x 10 x 4)</p> 
<p>4 x 12 x .160 Gutter Fascia x 24' 56-63-042 (4 x 12 x 5) Mill Finish</p> 	<p>6.1 x .070 Fascia x 24' 6063-T6 204 R1 Anodized <u>56-63-005</u></p> 	<p>6.404 x 1 x .070 Side Fascia x 24' 6063-T6 204 R1 Anodized (F-2 - w/hook) <u>56-63-007</u></p> 	
<p>3 x 8 x .125 Gutter Fascia <u>MILL ORDER 21929-025M (TX)</u></p> 	<p>4 x 4 x .150 Gutter Beam x 20' 6063-T6 Mill Finish 21929-713 (TX)</p> 	<p>4 x 6 x .190/.125 Gutter Beam x 24' 2'' 6063-T6 - 204 R1 Anodized <u>56-63-011</u></p> 	
<p>4 x 8 x .190/.150 Gutter Beam x 24' 2'' 6063-T6 - 204 R1 Anodized <u>56-63-013</u></p> 	<p>6 x 6 x .150 Gutter Beam x 24' 6'' 6063-T6 - 204 R1 Anodized <u>56-63-038</u></p> 	<p>6 x 6 x .130/.190 Gutter Beam 6005-T5 Mill Finish 21929-441 (TX) x 20' 21929-452 (TX) x 24' 21929-431 (TX) x 30'</p> 	

Architectural 09



Eastern Metal Supply
Quality Shapes In Aluminum

EMS FL

1-800-432-2204
(561) 588-4780 - fax

EMS NC

1-800-343-8154
(704) 391-2267 - fax

EMS TX

1-800-996-6061
(281) 656-2297 - fax

EMS MO


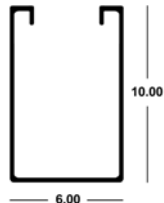

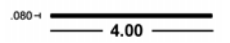

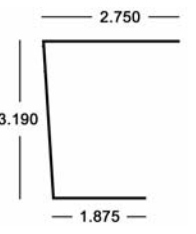
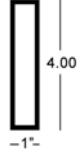
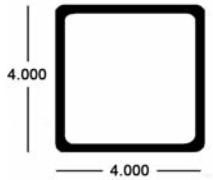
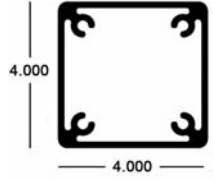
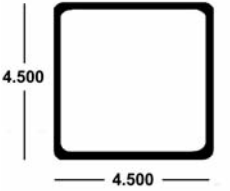
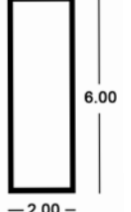
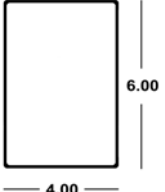
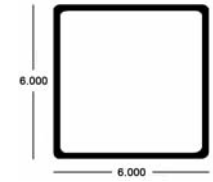
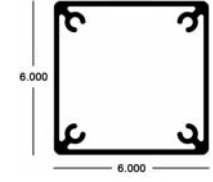
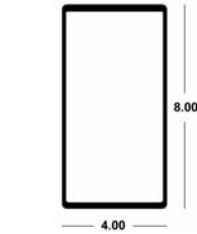
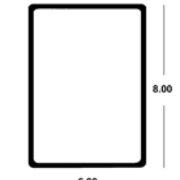


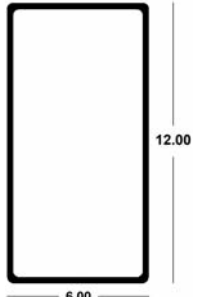

1-888-822-6061
(314) 344-3349 - fax

Additional Locations: West Palm Beach & Lakeland, FL; Newark, DE and Birmingham, AL

website: www.EasternMetal.com

e-mail: info@EasternMetal.com

version: 08/08/16

<p>6 x 8 x .190 Gutter Beam GB-12-A 6063-T6 - 204 R1 Anodized 56-63-021 x 25' 56-63-022 x 30' 6063-T6 - Mill Finish 56-63-023 x 25' 56-63-024 x 30'</p> 	<p>6 x 10 x .190 Gutter Beam GB-13 6063-T6 - 204 R1 Anodized 6063-T6 - 204 R1 Anodized 56-63-029 x 25' 56-63-030 x 30' 6063-T6 - Mill Finish 56-63-031 x 25' 56-63-032 x 30'</p> 	<p>6 x 12 Drain Beam MILL ORDER #640</p> 	<p>4 x .080 Gutter Beam End Cap x 97" 6063-T6 - 204 R1 Anodized 52-63-11157</p>  <p>6 x .080 Gutter Beam End Cap x 97" 6063-T6 - 204 R1 Anodized 52-63-11158</p> 	<p>3 x .045 Extruded Header 200-WH-019 White x 24' 200-MB-019 Bronze x 24' 200-WH-020 White x 30' 200-MB-020 Bronze x 30'</p> 
<p>1 x 4 x .125 Rect Tube x 24' 20-ANOD-235 202 R1 Anodized</p> 	<p>4 x .125 Sq Tube x 24' 2" (.125 radius) 6063-T6 204 R1 Anodized 56-63-003 x .125</p> <p>4 x .150 Square Tube x 22' (.125 radius) 6063-T6 204 R1 Anodized 56-63-010</p> 	<p>4 x .156 Square Tube Boss Column 6005T6 Clear Anodized MILL ORDER 61-63-400 (TX)</p> 	<p>4.5 x .093 Square Tube (.125 radius) 6063-T6 56-MB-034 Bronze x 20' 56-MF-035 Mill Finish x 24' 56-WH-035 White x 24' 56-MB-035 Bronze x 24'</p> 	<p>2 x 6 x .125 Rect Tube x 24' (202-R1 Anodized) 52-63-13710</p> <p>2 x 6 x .250 Rect Tube x 24' (202-R1 Anodized) 52-63-13711</p> 
<p>4 x 6 x .150 Rect. Tube x 24' 2" (.125 radius) 6063-T6 204 R1 Anodized 56-63-004</p> 	<p>6 x .150 Square Tube 6063-T6 - 204 R1 Anodized 56-63-037 x 24'6" (w/.093 Radius)</p> <p>6 x .180 Square Tube MILL ORDER 19-63-302 (TX)</p> 	<p>6 x .180 Square Tube Boss Column 6005T6 Clear Anodized MILL ORDER 61-63-600 (TX)</p> 	<p>4 x 8 x .190/.150 Rect. Tube x 24' 6" 6063-T6 204 R1 Anodized 56-63-014</p> 	<p>6 x 8 x .188 Rect. Tube x 25' With Radius 6063-T6 - 204 R1 Anodized 56-63-017 56-63-018 x 30'</p> <p>6063-T6 Mill Finish 56-63-019 56-63-020 x 30'</p> 
<p>6 x 10 x .190 Rect. Tube x 25' With Radius 6063-T6 - 204 R1 Anodized 56-63-025</p> <p>56-63-026 x 30'</p> <p>6063-T6 Mill Finish 56-63-027</p> <p>56-63-028 x 30'</p> 	<p>10 x .250 Square Tube x 24' With Radius 19-63-300 6063-T6 Mill Finish</p> 	<p>6 x 12 x .250 Rect. Tube x 24' With Radius 20-63-800 6063-T6 Mill Finish</p> 	<p>6 x 14 x .250 Rect. Tube With Radius MILL ORDER 43272 (TX)</p> 	

Architectural 10



Eastern Metal Supply
Quality Shapes In Aluminum

EMS FL

1-800-432-2204
(561) 588-4780 - fax

EMS NC

1-800-343-8154
(704) 391-2267 - fax

EMS TX

1-800-996-6061
(281) 656-2297 - fax

EMS MO

1-888-822-6061
(314) 344-3349 - fax

Additional Locations: West Palm Beach & Lakeland, FL; Newark, DE and Birmingham, AL

website: www.EasternMetal.com

e-mail: info@EasternMetal.com

version: 08/08/16