

## Boat Trailer Aluminum I-Beam - FULL SIZE

Size in Inches (E x M x S / A) - 6061-T6 Full Radius

<b>4 x 3 x .285 / .170</b>	<b>2.774 #/ft</b>
16-64-205 x 18' 6"	51.319 #/pc
16-64-207 x 20'	55.480 #/pc
16-64-210 x 21'	58.254 #/pc

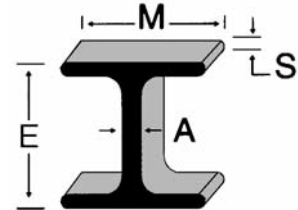
<b>6 x 4 x .345 / .210</b>	<b>4.680 #/ft</b>
16-64-240 x 25'	117.00 #/pc
16-64-245 x 28'	131.04 #/pc

<b>8 x 5 x .410 / .250</b>	<b>7.020 #/ft</b>
16-64-300 x 30'	210.60 #/pc
16-64-308 x 32'	224.64 #/pc
16-64-310 x 35'	245.70 #/pc
52-61-1711 x 37'	259.74 #/pc
16-64-320 x 40'	280.80 #/pc
52-61-1436 x 45'	315.90 #/pc

<b>5 x 3.5 x .305 / .185</b>	<b>3.553 #/ft</b>
16-64-225 x 20'	71.06 #/pc
<b>7 x 4.5 x .345 / .230</b>	<b>5.449 #/ft</b>
MILL ORDER 16-64-255	

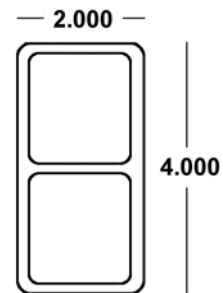
<b>10 x 6 x .500 / .290</b>	<b>10.286 #/ft</b>
16-64-330 x 40'	411.44 #/pc
16-64-340 x 45'	462.87 #/pc

<b>12 x 7 x .620/.310</b>	<b>14.098 #/ft</b>
16-64-445 x 45'	634.41 #/pc
16-64-450 x 50'	704.90 #/pc



### Double Hollow/Side Rail

MILL ORDER  
52-61-3857  
 2 x 4 x .200/.150 x 20'  
 6061 T6510 Mill Finish  
 For Welded Trailers



## Boat Trailer Aluminum I-Beam - HALF SIZE

Size in Inches (E x M x S / A) - 6061-T6 Full Radius

<b>3.5 x 2.5 x .25 / .15</b>	<b>2.033 #/ft</b>
52-61-2489B x 25'	50.825 #/pc

<b>4.5 x 3 x .260/.175</b>	<b>2.713 #/ft</b>
16-61-289 x 13'	35.269 #/pc
16-61-290 x 14'	37.982 #/pc
16-61-295 x 15'	40.695 #/pc
16-61-300 x 16'	43.408 #/pc
16-61-308 x 17'	46.121 #/pc
16-61-310 x 18'	48.834 #/pc
16-61-320 x 18' 6"	50.191 #/pc
16-61-325 x 19' (TX)	51.547 #/pc
16-61-330 x 20'	54.260 #/pc
16-61-335 x 21'	56.973 #/pc
16-61-340 x 22'	59.686 #/pc

<b>6.5 x 4 x .310/.220</b>	<b>4.561 #/ft</b>
52-61-4587 x 19'	86.659 #/pc
16-61-490 x 20'	91.220 #/pc
16-61-495 x 21'	95.781 #/pc
16-61-500 x 22'	100.342 #/pc
16-61-510 x 23'	104.903 #/pc
16-61-520 x 25'	114.025 #/pc
16-61-525 x 26'	118.586 #/pc
16-61-530 x 27'	123.147 #/pc
16-61-535 x 28'	127.708 #/pc
16-61-540 x 30'	136.830 #/pc

<b>3.570 x 3 x .260/.175</b>	<b>2.478 #/ft</b>
MILL ORDER x 16'	39.648 #/pc
16-61-307 (NC)	

<b>5.5 x 3.5 x .280/.195</b>	<b>3.524 #/ft</b>
16-61-380 x 16'	56.384 #/pc
16-61-390 x 18'	63.432 #/pc
16-61-395 x 19'	66.956 #/pc
16-61-400 x 20'	70.480 #/pc
16-61-410 x 21'	74.004 #/pc
16-61-415 x 22'	77.528 #/pc
16-61-420 x 23'	81.052 #/pc
16-61-430 x 25'	88.100 #/pc

<b>7.5 x 4.375 x .350/.230</b>	<b>5.584 #/ft</b>
16-61-600 x 25'	139.600 #/pc
16-61-605 x 26'	145.184 #/pc
52-61-1379 x 27'	150.768 #/pc
16-61-608 x 28'	156.352 #/pc
16-61-610 x 30'	167.520 #/pc
16-61-620 x 32'	178.688 #/pc
52-61-1339 x 33'	184.272 #/pc
16-61-630 x 35'	195.440 #/pc
16-61-635 x 38'	212.192 #/pc

*Items marked as MILL ORDER are non stock but available. Product codes listed on MILL ORDER items are for die reference only. Customer must specify length, alloy & temper.*

Standards 24



**Eastern Metal Supply**  
 Quality Shapes In Aluminum

**EMS FL**  
 1-800-432-2204  
 (561) 588-4780 - fax

**EMS NC**  
 1-800-343-8154  
 (704) 391-2267 - fax

**EMS TX**  
 1-800-996-6061  
 (281) 656-2297 - fax

**EMS MO**  
 1-888-822-6061  
 (314) 344-3349 - fax

**Additional Locations:** West Palm Beach & Lakeland, FL; Newark, DE and Birmingham, AL

**website:** [www.EasternMetal.com](http://www.EasternMetal.com)

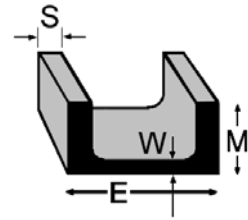
**e-mail:** [info@EasternMetal.com](mailto:info@EasternMetal.com)

**version:** 08/05/16

# Boat Trailer Components

## Structural Channel (Aluminum Association - 6061-T6)

Stock Code	Size in Inches	Appr. Wt/Lin ft
13-61-562	8 x 3-3/4 x .410 / .250 (x 32')	5.787
13-61-564	8 x 3-3/4 x .410 / .250 (x 40')	5.787
13-61-571	10 x 3-1/2 x .410 / .250 (x 40')	6.136
13-61-572	10 x 3-1/2 x .410 / .250 (x 45')	6.136
13-61-580	12 x 4 x .470 / .290 (x 50')	8.274



## Radius Rectangular Tube - 6061-T6

52-61-1045	1-1/2 x 1/4 x 18'	1.461
20-61-279	2 x 3 x 1/4 x 24'	2.636
52-61-1040	2.45 x 1/4 x 18'	2.640

## 3" x 3" Straight Cross Members 6061-T6

52-61-749	3 x 3/16 x 18'	2.502
52-61-750	3 x 1/4 x 18'	3.204
52-61-778C	3 x 1/4 x 52-1/2"	3.204
52-61-779	3 x 1/4 x 59-1/2"	3.204
52-61-778A	3 x 1/4 x 71-1/2"	3.204
52-61-778B	3 x 1/4 x 79-1/2"	3.204



Cross Members (Straight & Bent)

## 3" x 3" Straight Cross Members (6063-T6 for bending)

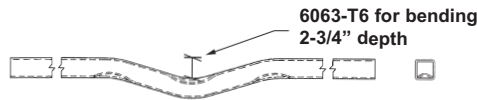
Available in various lengths and cuts, mitre or straight, for Mill Order quantities

52-63-8188	3 x 3/16 x 25' (.188 radius)	2.502
52-61-1359	3 x 1/4 x 60" (w/19 Degree Ends - 6061 T6)	3.204
51-63-897	3 x 1/4 x 18' 3"	3.204
52-63-8441	3 x 1/4 x 25'	3.204

## 3" x 3" x 1/4" Bent Cross Members (6063-T6)

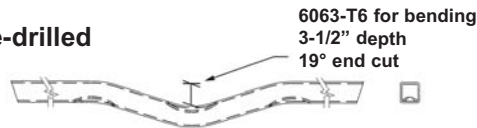
### 90° End Cut, 2-3/4" depth bend

275-90-59	3 x 1/4 x 59"
275-90-72	3 x 1/4 x 72"
275-90-80	3 x 1/4 x 80"
275-90-100	3 x 1/4 x 100"



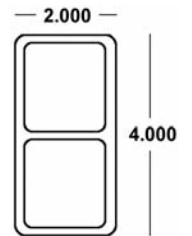
### 19° End Cut, 3-1/2" depth bend; pre-drilled

350-19-63	3 x 1/4 x 63"
350-19-72.5	3 x 1/4 x 72-1/2"
350-19-80.5	3 x 1/4 x 80-1/2"



## Double Hollow/Side Rail x 20'

MILL ORDER  
52-61-3857  
2 x 4 x .200/.150  
6061 T6510 MF  
For Welded Trailers



## Double Hollow Trailer Tongues

Double Hollow x 24'	Standard Double Hollow/Tongue x 24'	Standard Double Hollow/Tongue x 24'	Heavy Double Hollow/Tongue x 24'
1-00-007 6061 T6 Mill Finish	52-61-3817 6005A T61 Mill Finish	52-61-3815 6005A T61 Mill Finish	52-61-3816 6005A T61 Mill Finish
3 x 3 x .188/.140	3 x 4 x .200/.150	3 x 5 x .260/.180	3 x 5 x .325/.180
0-24" Tongue Projection: Max Load: 225 lbs	0-24" Tongue Projection: Max Load: 400 lbs	0-24" Tongue Projection: Max Load: 750 lbs	0-24" Tongue Projection: Max Load: 850 lbs
25-30" Tongue Projection: Max Load: 150 lbs	25-30" Tongue Projection: Max Load: 275 lbs	25-30" Tongue Projection: Max Load: 600 lbs	25-30" Tongue Projection: Max Load: 675 lbs

## I-Beam Tie Strap - Miscellaneous Fender Brackets & Tie Plate Spacers are available upon request

52-63-9356	8-1/2 x 2 x 1/4 (7/16" holes)
52-63-9355	7-3/4 x 2 x 1/4 (7/16" holes)
52-63-9354	6-3/4 x 2 x 1/4 (7/16" holes)
Special Order	5-7/8 x 2 x 1/4 (7/16" holes)



Items marked as MILL ORDER are non stock but available.  
Product codes listed on MILL ORDER items are for die reference only.  
Customer must specify length, alloy & temper.

## Standards 25



**Eastern Metal Supply**  
Quality Shapes In Aluminum

### EMS FL

1-800-432-2204  
(561) 588-4780 - fax

### EMS NC

1-800-343-8154  
(704) 391-2267 - fax

### EMS TX

1-800-996-6061  
(281) 656-2297 - fax

### EMS MO

1-888-822-6061  
(314) 344-3349 - fax

Additional Locations: West Palm Beach & Lakeland, FL; Newark, DE and Birmingham, AL

website: [www.EasternMetal.com](http://www.EasternMetal.com)

e-mail: [info@EasternMetal.com](mailto:info@EasternMetal.com)

version: 08/01/16

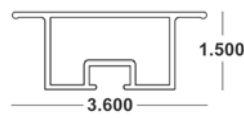
# Boat Trailer Components

## Bunk

52-63-6513	19° Extruded Bunk x 12'	2.347
40-63-230	19° Extruded Bunk x 20'	2.347
40-63-235	19° Extruded Bunk x 24'	2.347
1-00-005	3.6 x 1.5 Flat Trailer Bunk x 24'	1.172



19° Extruded Bunk



Flat Trailer Bunk

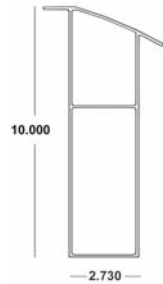
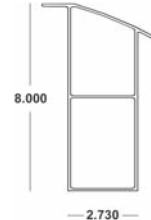
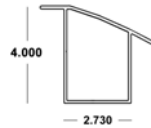


Universal Bunk with Pad & End Cap and Bunk Bracket

## Universal Bunk (Flat, 19°, 24°, 28°)

40-63-271	4" Universal x 24'	1.626
40-63-280	8" Universal x 10' (Flat, 19°, 24°, 28°)	2.898
40-63-273	8" Universal x 12' (Flat, 19°, 24°, 28°)	2.898
40-63-274	8" Universal x 14' (Flat, 19°, 24°, 28°)	2.898
40-63-276	8" Universal x 16' (Flat, 19°, 24°, 28°)	2.898
40-63-275	8" Universal x 24' (Flat, 19°, 24°, 28°)	2.898
40-63-282	10" Universal Bunk x 10'	3.759
40-63-281	10" Universal Bunk x 12'	3.759
40-63-279	10" Universal Bunk x 14'	3.759
40-63-277	10" Universal Bunk x 16'	3.759
40-63-278	10" Universal Bunk x 24'	3.759

(below: left to right) 4" Universal Boat Bunk  
8" Universal Boat Bunk • 10" Universal Boat Bunk



21-00-712R End Cap Casting (Right) for 8" Universal Boat Bunk

21-00-712L End Cap Casting (Left) for 8" Universal Boat Bunk

13-63-285 3 x 1 x 1/8 x 20' Channel 0.713 (used as end caps for 8" and 10" Universal Bunk)

## Pre-fabbed Bunk - Bunk supplied with vinyl pad (40-63-2401) and end caps on both ends, attached with aluminum rivets.

### 4" Universal

40-63-271F	6' Pre-Fabbed Bunk
40-63-271F8	8' Pre-Fabbed Bunk
40-63-271F12	12' Pre-Fabbed Bunk

### 10" Universal

40-63-282F	10' Pre-Fabbed Bunk
40-63-281F	12' Pre-Fabbed Bunk
40-63-279F	14' Pre-Fabbed Bunk
40-63-277F	16' Pre-Fabbed Bunk



Pre-Fabbed Bunk

### 8" Universal

40-63-270F	8' Pre-Fabbed Bunk
40-63-280F	10' Pre-Fabbed Bunk
40-63-273F	12' Pre-Fabbed Bunk
40-63-274F	14' Pre-Fabbed Bunk
40-63-276F	16' Pre-Fabbed Bunk



Universal Bunk Pad End Caps

## Bunk Pad

40-63-2400	Black Vinyl x 100' Coils - Fits 19° bunks
40-63-2401	Universal Bunk Pad Black Vinyl x 100' (fits 8" and 10" Universal Bunk)

## Bunk Pad End Caps

13-63-270	2-1/4 x 7/8 x 1/8 x 20' Channel 0.563
	(used as end caps for 19° Extruded Bunk)

UNVBUNK Left and Right Universal Bunk End Caps; Black Nylon

## Bunk Bracket

40-63-430	4" Universal Bunk Bracket x 5"
52-61-0025	Adjustable Bunk Bracket x 5" - with 4 Holes; Accepts 2" Sq. Tube
52-61-002	Adjustable Bunk Bracket x 12" - Accepts 2" Sq. Tube
40-63-225	2 x 5-3/4 x .300 x 5" Bunk Bracket Angle
40-63-220	2 x 8 x .300 x 5" Bunk Bracket Angle
40-63-218	2 x 10 x .300 x 5" Bunk Bracket Angle



4" Universal Bunk Bracket



Bunk Bracket Angle



Adjustable Bunk Bracket

## Guide Poles

52-63-6675	1-1/4" SCH 40 Pipe x 8' 90° Bend w/7-1/4" Radius
52-63-9962	1-1/2" x 1/8" x 66" Sq. Tube w/Radius; w/Welded Tab (33" Height from Tab)
52-63-9963	1-1/2" x 1/8" x 88" Sq. Tube w/Radius; w/Welded Tab (55" Height from Tab)



Guide Poles at right: with Welded Tab



Items marked as **MILL ORDER** are non stock but available. Product codes listed on **MILL ORDER** items are for die reference only. Customer must specify length, alloy & temper.

## Standards 26



**Eastern Metal Supply**  
Quality Shapes In Aluminum

### EMS FL

1-800-432-2204  
(561) 588-4780 - fax

### EMS NC

1-800-343-8154  
(704) 391-2267 - fax

### EMS TX

1-800-996-6061  
(281) 656-2297 - fax

### EMS MO

1-888-822-6061  
(314) 344-3349 - fax

**Additional Locations:** West Palm Beach & Lakeland, FL; Newark, DE and Birmingham, AL

**website:** [www.EasternMetal.com](http://www.EasternMetal.com)

**e-mail:** [info@EasternMetal.com](mailto:info@EasternMetal.com)


**version:** 08/05/16

## .100 Tread Brite Fenders - Single, Tandem and Triple Axle


	Size in Inches (Width x Tip-to-Tip x Height)	Wheel Size
<b>Single Axle</b>		
50-00-027571EZ	8 x 31.5 x 14	13"/14" wheel
50-00-306	9 x 28-1/2 x 13-3/4	13"/14" wheel
50-00-302+	9 x 31 x 15+	13"/14" wheel
50-00-308	9 x 33-1/4 x 17-1/2	13"/14" wheel
50-00-303	10 x 31 x 16	14"/15" wheel
<b>Tandem Axle</b>		
50-00-309	9 x 60 x 15 (14" Radius)	13"/14" wheel
50-00-304	9 x 62 x 14 (14" Radius)	13"/14" wheel
50-00-311*	10 x 64 x 13 (12-1/2" Radius)*	14"/15"/16" wheel
	<i>*2 oblong holes to attach to knurled step pad</i>	
50-00-310+	10 x 68 x 16 (14-1/2" Radius)+	14"/15"/16" wheel
	<i>+ Also available with sharper side radius</i>	
<b>Triple Axle</b>		
50-00-312	10 x 103 x 18 (15" Radius)	14"/15"/16" wheel
50-00-412	10 x 18 x 110 (15" Radius)	14"/15"/16" wheel
<b>Tear Drop - NEW!</b>		
50-TD-309	9 x 60 x 15 (14" Radius)	13"/14" wheel
50-TD-310	10 x 68 x 16 (14" Radius)	14"/15"/16" wheel
<b>Jeep Style</b>		
50-00-501	10 x 32 x 14	13"/14" wheel
50-00-502	10 x 68 x 16	13"/14" wheel
50-00-312J	10 x 103 x 18	14"/15"/16" wheel



Single Axle Fender



Tandem Axle Fender



Tri-Axle Fender



Tear Drop Fender




Tandem Jeep Style Fender

## .080 Tread Brite Fenders - Single, Tandem and Triple Axle

	Size in Inches (Width x Tip-to-Tip x Height)	Wheel Size
<b>Tandem Axle</b>		
50-00-611	10" x 64" x 13"	14"/15"/16" wheel
<b>Triple Axle</b>		
50-00-612	10" x 103" x 18"	14"/15"/16" wheel
<b>Tear Drop Insert - NEW!</b>		
50-00-600	Tear Drop insert for 9" and 10" Fenders	
<b>Step Pads</b> (Angled for use with Round Fenders above):		<b>Approx.</b>
<b>Stock Code</b>	<b>Size in Inches</b>	<b>Wt/Lin ft</b>
52-61-2814	4 x 1-1/2 Step Pad x 15"	1.375
16-61-800	4 x 1-1/2 Step Pad x 12'	1.375
52-61-1857* (TX)	4 x 1-1/2 Step Pad x 25'	1.538
	<i>*with 3rd Leg/Stiffener</i>	



Tear Drop Insert - NEW!



Turn your standard 9" or 10" Double or Triple Axle Fender into Tear Drop Fenders

### Angled End Cap for Step Pad

21-00-585R	4 x 1-1/2 Angled End Cap (Right) for Step Pad
21-00-585L	4 x 1-1/2 Angled End Cap (Left) for Step Pad



Angled End Cap for Step Pad

### 90° Step Pads (for use with Jeep Style/Box Type Fenders & some Round Fenders):

16-61-900	4 x 2 Knurled Step Pad x 13"	1.591
16-61-905	4 x 2 Knurled Step Pad x 15"	1.591
16-61-950	4 x 2 Knurled Step Pad x 12'	1.591



Knurled Step Pad w/ End Cap Casting

### End Cap Castings

21-00-588R	Flat End Cap Casting (Right) for 4 x 2 Step Pad
21-00-588L	Flat End Cap Casting (Left) for 4 x 2 Step Pad

Miscellaneous Fender Brackets & Tie Plate  
Spacers Available Upon Request

Items marked as MILL ORDER are non stock but available.  
Product codes listed on MILL ORDER items are for die reference only.  
Customer must specify length, alloy & temper.

Standards 27



#### EMS FL

1-800-432-2204  
(561) 588-4780 - fax

#### EMS NC

1-800-343-8154  
(704) 391-2267 - fax

#### EMS TX

1-800-996-6061  
(281) 656-2297 - fax

#### EMS MO

1-888-822-6061  
(314) 344-3349 - fax

**Eastern Metal Supply**

Quality Shapes In Aluminum

**Additional Locations:** West Palm Beach & Lakeland, FL; Newark, DE and Birmingham, AL

**website:** [www.EasternMetal.com](http://www.EasternMetal.com)

**e-mail:** [info@EasternMetal.com](mailto:info@EasternMetal.com)

**version:** 08/05/16