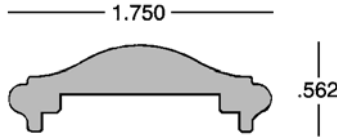


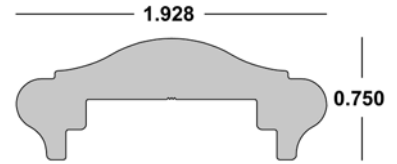
Welded Railing: Dixie Caps



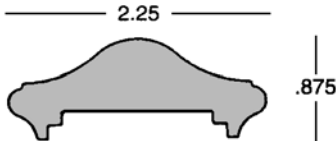
Dixie Cap x 20' - 154
 28-63-100 wt/ft: 0.516
 accepts 1" & 1-1/4" Channels



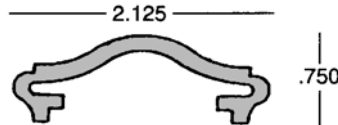
Dixie Cap x 20'
 28-63-103 wt/ft: 0.786
 accepts 1" & 1-1/4" Channel



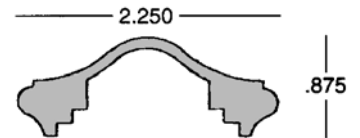
Dixie Cap x 20' - 158
 28-63-230 wt/ft: 1.180
 accepts 1-1/4" & 1-1/2" Channels



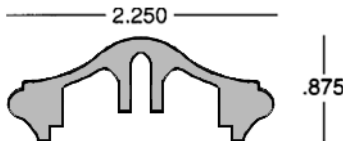
Dixie Cap x 20' - 155
 28-63-105 wt/ft: 0.413
 accepts 1-1/2" Channel



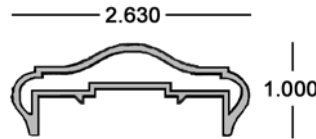
Dixie Cap x 20' - 156
 28-63-110 wt/ft: 0.668
 accepts 1", 1-1/4" & 1-1/2" Channel



2-1/4" Dixie Cap x 20'
 28-63-111 wt/ft: 0.722
 with screw boss; accepts 1-1/2" Channel

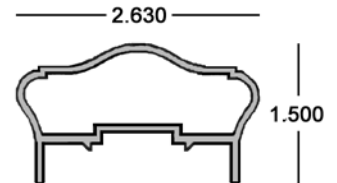


2-5/8" x 1" Hollow Dixie Cap x 25' 10"
 28-63-290 wt/ft: 0.558
 accepts 3/4" & 1" Pickets; 2 x 7/16" Channel; 2" Post
 mates with 28-63-291



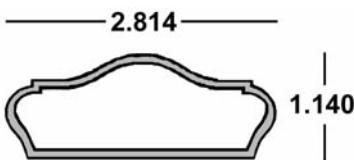
Accepts Castings:
 End Cap #RW-29: 21-00-235
 Wall Mount #RW-29: 21-00-230

2-5/8" x 1-1/2" Hollow Dixie Cap x 25' 10"
 28-63-295 wt/ft: 0.569
 accepts 3/4" & 1" Pickets; 2 x 7/16" Channel; 2" Post; mates with 28-63-296

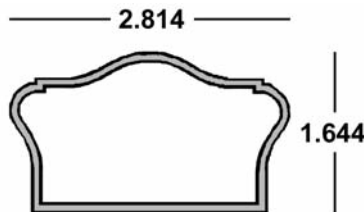


Accepts Castings:
 End Cap #RW-30: 21-00-245
 Wall Mount #RW-30: 21-00-240

Outside Sleeve x 20'
 28-63-291 wt/ft: 0.500
 mates with 28-63-290



Outside Sleeve x 20'
 28-63-296 wt/ft: 0.571
 mates with 28-63-295



Fence & Railing 07



EMS FL
 1-800-432-2204
 (561) 588-4780 - fax

EMS NC
 1-800-343-8154
 (704) 391-2267 - fax

EMS TX
 1-800-996-6061
 (281) 656-2297 - fax

EMS MO
 1-888-822-6061
 (314) 344-3349 - fax

Eastern Metal Supply
 Quality Shapes In Aluminum

Additional Locations: West Palm Beach & Lakeland, FL; Newark, DE and Birmingham, AL

website: www.EasternMetal.com

e-mail: info@EasternMetal.com

version: 03/10/17