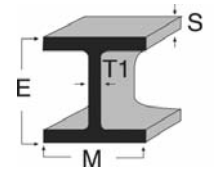


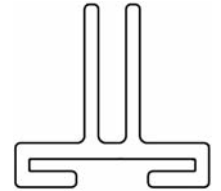
Structural Aluminum I-Beams

6061-T6 x 25' Aluminum Association

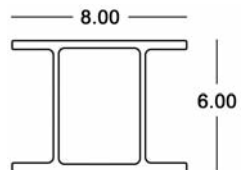
<u>Stock Code</u>	<u>Size in Inches (E x M x S / T1)</u>	<u>Approx. Wt/Lin ft.</u>
MILL ORDER <i>16-61-200 (NC)</i>	3.00 x 2.50 x .20 / .13	1.637
16-61-205	3.00 x 2.50 x .26 / .15	2.030
16-61-210	4.00 x 3.00 x .23 / .15	2.357
52-61-3219	4.00 x 3.00 x .29 / .17	2.793
16-61-220	5.00 x 3.50 x .32 / .19 (25')	3.775
16-61-225	6.00 x 4.00 x .29 / .19	4.030
<u>52-61-2036</u>	6.00 x 4.00 x .35 / .21 (11')	4.700
16-61-230	6.00 x 4.00 x .35 / .21	4.700
<u>25-61-599</u>	6" Pulley Ear Bracket x 12' (6005A-T61) use with 6 x 4 I-Beams for boat lifts	
<u>16-61-235</u>	7.00 x 4.50 x .38 / .23	5.800
<u>52-61-1700</u>	8.00 x 5.00 x .35 / .23 (12' 6")	6.307
16-61-240	8.00 x 5.00 x .35 / .23	6.307
<u>52-61-2026</u>	8.00 x 5.00 x .41 / .25 (12' 6")	7.023
52-61-775	8.00 x 5.00 x .41 / .25	7.023
<u>52-61-4255</u>	8.00 x 5.00 x .41 / .25 (26')	7.023
<u>52-61-791</u>	8.00 x 5.00 x .41 / .25 (30')	7.023
<u>52-61-4409</u>	8.00 x 5.00 x .41 / .25 (32')	7.023
<u>52-61-2312</u>	8.00 x 5.00 x .41 / .25 (40')	7.023
<u>25-61-600</u>	8" Pulley Ear Bracket x 12' (6005A-T61) use with 8 x 5 I-Beams for boat lifts	
<u>16-61-262</u>	9.00 x 5.50 x .44 / .27	8.360
<u>52-61-3121</u>	10.00 x 6.00 x .41 / .25 (14')	8.646
<u>52-61-1408</u>	10.00 x 6.00 x .41 / .25 (16')	8.646
16-61-263	10.00 x 6.00 x .41 / .25	8.646
16-61-264	10.00 x 6.00 x .41 / .25 (28')	8.646
16-61-265	10.00 x 6.00 x .41 / .25 (32')	8.646
52-61-911	10.00 x 6.00 x .50 / .29	10.286
<u>52-61-1410</u>	10.00 x 6.00 x .50 / .29 (32')	10.286
<u>52-61-1389</u>	10.00 x 6.00 x .50 / .29 (40')	10.286
<u>52-61-4600</u>	10.00 x 6.00 x .50 / .29 (50')	10.286
<u>25-61-601</u>	10" Pulley Ear Bracket x 12' (6005A-T61) use with 10 x 6 I-Beams for boat lifts	
<u>52-61-2382</u>	12.00 x 7.00 x .47 / .29	11.910
<u>52-61-3839</u>	12.00 x 7.00 x .47 / .29 (20')	11.910
<u>52-61-2945</u>	12.00 x 7.00 x .47 / .29 (32')	11.910
<u>52-61-1171</u>	12.00 x 7.00 x .62 / .31 (20')	14.292
<u>52-61-1855</u>	12.00 x 7.00 x .62 / .31	14.292
<u>52-61-2301</u>	12.00 x 7.00 x .62 / .31 (32')	14.292
<u>52-61-2872</u>	12.00 x 7.00 x .62 / .31 (40')	14.292
16-61-266	12.00 x 7.00 x .62 / .31 (50')	14.292




Aluminum Association I-Beam



Pulley Ear Bracket



Double I-Beam



American Standard I-Beam

Double I-Beam - 6061-T6

<u>52-61-4158</u>	6 x 8 x .190/.290 x 20'	8.771
<u>52-61-4159</u>	6 x 8 x .190/.290 x 30'	8.771

American Standard I-Beam - 6061-T6 x 25'

MILL ORDER <i>16-61-303 (NC)</i>	3 x 2.330 x .170	1.944
MILL ORDER <i>52-61-1964</i>	3 x 2.509 x .349	2.670
MILL ORDER <i>52-61-317</i>	4 x 2.660 x .190	2.642
MILL ORDER <i>52-61-1204</i>	4 x 2.796 x .326	3.373
MILL ORDER <i>16-61-120 (MO)</i>	5 x 3.000 x .210	3.508
MILL ORDER <i>16-61-257 (NC)</i>	5 x 3.284 x .494	5.250
MILL ORDER <i>16-61-617 (TX)</i>	6 x 3.330 x .230	4.421
MILL ORDER <i>52-61-3366</i>	6 x 3.443 x .343	5.220
MILL ORDER <i>52-61-4104</i>	6 x 3.565 x .465	6.072
MILL ORDER	7 x 3.755 x .345	6.230
MILL ORDER <i>16-61-256 (MO)</i>	8 x 4.000 x .270	6.510
MILL ORDER <i>16-61-631 (TX)</i>	10 x 4.680 x .310	8.981
MILL ORDER	10 x 4.944 x .594	12.450
MILL ORDER <i>16-61-170 (NC)</i>	12 x 5.000 x .350	11.220

Items marked as MILL ORDER are non stock but available. Product codes listed on MILL ORDER items are for die reference only. Customer must specify length, alloy & temper.

Standards 23



Eastern Metal Supply

Quality Shapes In Aluminum

EMS FL

1-800-432-2204

(561) 588-4780 - fax

EMS NC

1-800-343-8154

(704) 391-2267 - fax

EMS TX

1-800-996-6061

(281) 656-2297 - fax

EMS MO

1-888-822-6061

(314) 344-3349 - fax

Additional Locations: West Palm Beach & Lakeland, FL; Newark, DE and Birmingham, AL

website: www.EasternMetal.com

e-mail: info@EasternMetal.com

version: 05/02/17

Boat Trailer Aluminum I-Beam - FULL SIZE

Size in Inches (E x M x S / A) - 6061-T6 Full Radius

4 x 3 x .285 / .170	2.774 #/ft
16-64-205 x 18' 6"	51.319 #/pc
16-64-207 x 20'	55.480 #/pc
16-64-210 x 21'	58.254 #/pc

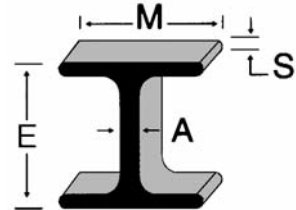
6 x 4 x .345 / .210	4.680 #/ft
16-64-240 x 25'	117.00 #/pc
16-64-245 x 28'	131.04 #/pc

8 x 5 x .410 / .250	7.020 #/ft
16-64-300 x 30'	210.60 #/pc
16-64-308 x 32'	224.64 #/pc
16-64-310 x 35'	245.70 #/pc
52-61-1711 x 37'	259.74 #/pc
16-64-320 x 40'	280.80 #/pc
52-61-1436 x 45'	315.90 #/pc

5 x 3.5 x .305 / .185	3.553 #/ft
16-64-225 x 20'	71.06 #/pc
7 x 4.5 x .345 / .230	5.449 #/ft
MILL ORDER 16-64-255	

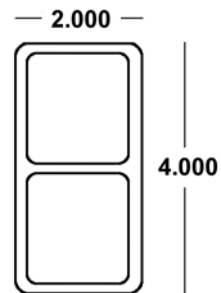
10 x 6 x .500 / .290	10.286 #/ft
16-64-330 x 40'	411.44 #/pc
16-64-340 x 45'	462.87 #/pc

12 x 7 x .620/.310	14.098 #/ft
16-64-445 x 45'	634.41 #/pc
16-64-450 x 50'	704.90 #/pc



Double Hollow/Side Rail

MILL ORDER
 52-61-3857
 2 x 4 x .200/.150 x 20'
 6061 T6510 Mill Finish
 For Welded Trailers



Boat Trailer Aluminum I-Beam - HALF SIZE

Size in Inches (E x M x S / A) - 6061-T6 Full Radius

3.5 x 2.5 x .25 / .15	2.033 #/ft
52-61-2489B x 25'	50.825 #/pc

4.5 x 3 x .260/.175	2.713 #/ft
16-61-289 x 13'	35.269 #/pc
16-61-290 x 14'	37.982 #/pc
16-61-295 x 15'	40.695 #/pc
16-61-300 x 16'	43.408 #/pc
16-61-308 x 17'	46.121 #/pc
16-61-310 x 18'	48.834 #/pc
16-61-320 x 18' 6"	50.191 #/pc
16-61-325 x 19' (TX)	51.547 #/pc
16-61-330 x 20'	54.260 #/pc
16-61-335 x 21'	56.973 #/pc
16-61-340 x 22'	59.686 #/pc

6.5 x 4 x .310/.220	4.561 #/ft
52-61-4587 x 19'	86.659 #/pc
16-61-490 x 20'	91.220 #/pc
16-61-495 x 21'	95.781 #/pc
16-61-500 x 22'	100.342 #/pc
16-61-510 x 23'	104.903 #/pc
16-61-520 x 25'	114.025 #/pc
16-61-525 x 26'	118.586 #/pc
16-61-530 x 27'	123.147 #/pc
16-61-535 x 28'	127.708 #/pc
16-61-540 x 30'	136.830 #/pc

3.570 x 3 x .260/.175	2.478 #/ft
MILL ORDER x 16'	39.648 #/pc
16-61-307 (NC)	

5.5 x 3.5 x .280/.195	3.524 #/ft
16-61-380 x 16'	56.384 #/pc
16-61-390 x 18'	63.432 #/pc
16-61-395 x 19'	66.956 #/pc
16-61-400 x 20'	70.480 #/pc
16-61-410 x 21'	74.004 #/pc
16-61-415 x 22'	77.528 #/pc
16-61-420 x 23'	81.052 #/pc
16-61-430 x 25'	88.100 #/pc

7.5 x 4.375 x .350/.230	5.584 #/ft
16-61-600 x 25'	139.600 #/pc
16-61-605 x 26'	145.184 #/pc
52-61-1379 x 27'	150.768 #/pc
16-61-608 x 28'	156.352 #/pc
16-61-610 x 30'	167.520 #/pc
16-61-620 x 32'	178.688 #/pc
52-61-1339 x 33'	184.272 #/pc
16-61-630 x 35'	195.440 #/pc
16-61-635 x 38'	212.192 #/pc

Items marked as MILL ORDER are non stock but available. Product codes listed on MILL ORDER items are for die reference only. Customer must specify length, alloy & temper.

Standards 24



Eastern Metal Supply
 Quality Shapes In Aluminum

EMS FL
 1-800-432-2204
 (561) 588-4780 - fax

EMS NC
 1-800-343-8154
 (704) 391-2267 - fax

EMS TX
 1-800-996-6061
 (281) 656-2297 - fax

EMS MO
 1-888-822-6061
 (314) 344-3349 - fax

Additional Locations: West Palm Beach & Lakeland, FL; Newark, DE and Birmingham, AL

website: www.EasternMetal.com

e-mail: info@EasternMetal.com

version: 08/05/16