

SCH 40 Aluminum Pipe - 6063-T52 x 20'



Stock Code	Size in Inches			Approx. Wt/Lin ft.
	Size	OD x ID x Wall		
18-63-200	1/8	.405 x .269 x .068 (12')		0.085
18-63-205	1/4	.540 x .364 x .083 (12')		0.147
18-63-210	3/8	.675 x .493 x .091		0.196
18-63-215	1/2	.840 x .622 x .109		0.294
18-63-220	3/4	1.050 x .824 x .113		0.391
18-63-221	3/4	1.050 x .824 x .113 (23')		0.391
18-63-225	1	1.315 x 1.049 x .133		0.581
18-63-226	1	1.315 x 1.049 x .133 (23')		0.581
18-63-230	1-1/4	1.660 x 1.380 x .140		0.786
18-63-233	1-1/4	1.660 x 1.380 x .140 (23')		0.786
18-63-232	1-1/4	1.660 x 1.380 x .140 (24')		0.786
18-63-235	1-1/2	1.900 x 1.610 x .145		0.940
18-63-236	1-1/2	1.900 x 1.610 x .145 (23')		0.940
18-63-240	2	2-3/8 x 2.067 x .154		1.264
18-63-241	2	2-3/8 x 2.067 x .154 (23')		1.264
18-63-245	2-1/2	2-7/8 x 2.469 x .203		2.004
18-63-250	3	3-1/2 x 3.068 x .216		2.621
18-63-255	3-1/2	4 x 3.548 x .226		3.151

T4 Temper

MILL ORDER (40-63-603)	Size	OD x ID x Wall	Approx. Wt/Lin ft.
18-63-231	1-1/4	1.660 x 1.380 x .140 (24')	0.786
18-T4-500	1-1/2	1.900 x 1.610 x .145 (24')	0.940

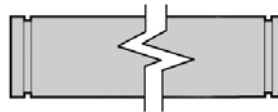
SCH 40 Aluminum Pipe - 6061-T6 x 20'

18-61-215	1/2	.840 x .622 x .109	0.294
18-61-220	3/4	1.050 x .824 x .113	0.391
18-61-222	3/4	1.050 x .824 x .113 (24')	0.391
18-61-225	1	1.315 x 1.049 x .133	0.581
18-61-230	1-1/4	1.660 x 1.380 x .140	0.786
18-61-235	1-1/2	1.900 x 1.610 x .145	0.940
18-61-240	2	2-3/8 x 2.067 x .154	1.264
18-61-241	2	2-3/8 x 2.067 x .154 (24')	1.264
18-61-243	2	2-3/8 x 2.067 x .154 (30')	1.264
18-61-245 (NC/DE)	2-1/2	2-7/8 x 2.469 x .203	2.004
18-61-246	2-1/2	2-7/8 x 2.469 x .203 (22')	2.004
18-61-250	3	3-1/2 x 3.068 x .216	2.621
18-61-255	3-1/2	4 x 3.548 x .226	3.151
18-61-260	4	4-1/2 x 4.026 x .237	3.733
18-61-265	5	5.563 x 5.047 x .258	5.057
18-61-270	6	6-5/8 x 6.065 x .280	6.564
18-61-280	8	8-5/8 x 7.981 x .322	9.878
18-61-290	10	10-3/4 x 10.020 x .365	14.288
18-61-295	12	12-3/4 x 11.938 x .406	18.893

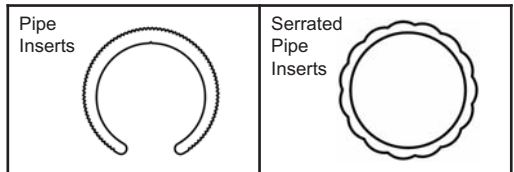
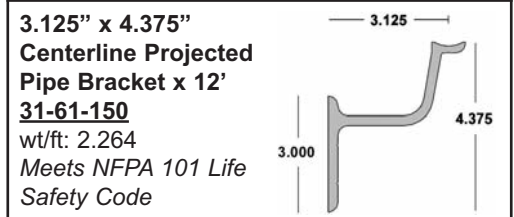
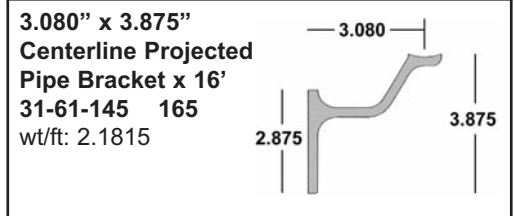
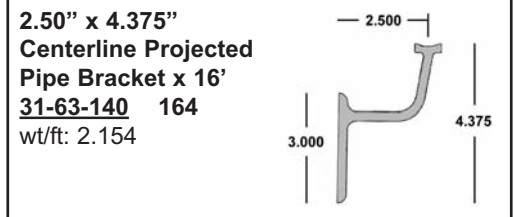
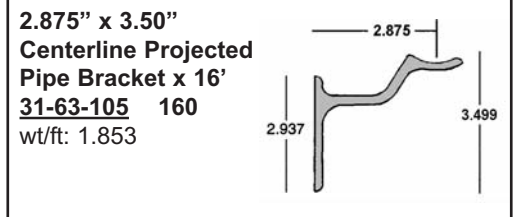
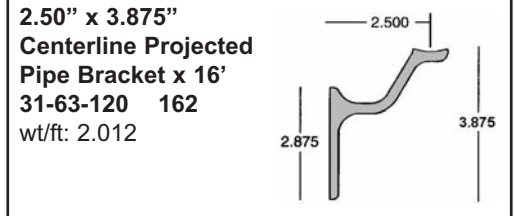
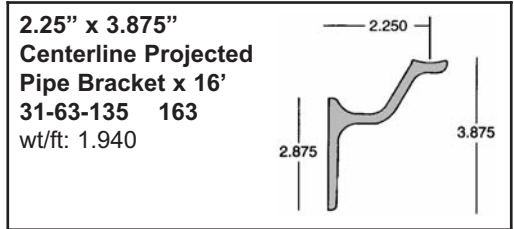
Pipe Inserts

18-63-259	1-1/4	for SCH 40 x 10'	0.492
18-63-260	1-1/2	for SCH 40 x 10'	0.582
51-00-051	1-3/8	Serrated Tube x 20' (insert for 1-1/4 pipe)	0.408
52-61-3454	2	for SCH 40 x 20' (6061)	0.698

Grooved End Pipe is available by Mill Order
2" SCH 40 - 10" SCH 40 Available
Accepts Victaulic® Couplings www.victaulic.com



ALSO AVAILABLE: Brushed or Polished BDA Pipe
(See Marine Section pp 01-02)



Standards 21



EMS FL

1-800-432-2204
(561) 588-4780 - fax

EMS NC

1-800-343-8154
(704) 391-2267 - fax

EMS TX

1-800-996-6061
(281) 656-2297 - fax

EMS MO

1-888-822-6061
(314) 344-3349 - fax


Eastern Metal Supply

Quality Shapes In Aluminum

Additional Locations: West Palm Beach & Lakeland, FL; Newark, DE; Birmingham, AL; Akron, OH and Van Buren, AR
website: www.EasternMetal.com e-mail: info@EasternMetal.com version: 05/01/18

SCH 80 Aluminum Pipe - 6063-T52 x 20'

Stock Code	Size in Inches			Approx. Wt/Lin ft.
	(Size)	OD x ID	x Wall	
MILL ORDER 26-63-201 (TX)	1	1.315 x .957	x .179 (T5)	0.751
<u>26-63-105</u>	1-1/4	1.660 x 1.278	x .191	1.037
26-63-100	1-1/2	1.900 x 1-1/2	x .200	1.256
26-63-200	2	2-3/8 x 1.939	x .218	1.737
MILL ORDER	3	3-1/2 x 2.900	x .300	3.547
MILL ORDER <u>52-63-8819</u>	4	4-1/2 x 3.826	x .337	5.183



ALSO AVAILABLE:
Brushed or Polished
BDA Pipe
 See the Marine section
 of our Catalog

SCH 80 Aluminum Pipe - 6061-T6 x 20'

Stock Code	Size in Inches			Approx. Wt/Lin ft.
	(Size)	OD x ID	x Wall	
<u>26-61-025</u>	1/4	0.540 x .287	x .119 (x 12')	0.182
26-61-200	1	1.315 x .957	x .179	0.751
26-61-205	1-1/4	1.660 x 1.278	x .191	1.037
26-61-210	1-1/2	1.900 x 1-1/2	x .200	1.256
26-61-215	2	2-3/8 x 1.939	x .218	1.737
<u>26-61-215S</u>	2	2-3/8 x 1.910	x .233	1.878
26-61-220	2-1/2	2-7/8 x 2.323	x .276	2.705
26-61-225	3	3-1/2 x 2.900	x .300	3.547
26-61-230	3-1/2	4.000 x 3.364	x .318	4.414
26-61-235	4	4-1/2 x 3.826	x .337	5.288
<u>52-61-2343</u>	5	5.563 x 4.813	x 3/8 (T6)	7.188
<u>26-61-250</u>	6	6-5/8 x 5.761	x .432 (T6)	9.884
<u>26-61-255</u>	8	8-5/8 x 7.625	x 1/2	15.010

SCH 10 Aluminum Pipe - 6063-T52 x 20'

Stock Code	Size in Inches			Approx. Wt/Lin ft.
	(Size)	OD x ID	x Wall	
MILL ORDER 32-63-200 (NC)	1	1.315 x 1.097	x .109 (T6)	0.486
<u>32-63-204</u>	1-1/4	1.660 x 1.442	x .109	0.625
32-63-205	1-1/2	1.900 x 1.682	x .109	0.721
<u>32-63-205S</u>	1-1/2	1.902 x 1.702	x .100 (Special ID)	0.679
MILL ORDER <u>52-63-10742</u>	2	2-3/8 x 2.157	x .109 (T5)	0.913
<u>DOT-61-165</u>	2-1/2	2-7/8 x 2.635	x .120 (6061-T6)	1.221
<u>DOT-61-170</u> (6061-T6)	2-1/2	2-7/8 x 2.635	x .120 x 24' (6061-T6)	1.221
MILL ORDER 32-63-220 (NC)	3	3-1/2 x 3.260	x .120 (T6)	1.498
MILL ORDER	4	4-1/2 x 4.260	x .120	1.942
MILL ORDER 32-63-311 (NC)	5	5.563 x 5.295	x .134	2.686
MILL ORDER	6	6-5/8 x 6.357	x .134	3.214



SCH 40 Aluminum Pipe End Caps

Mill Finish	Pipe Size
<u>APC-100-MF</u>	1
<u>APC-125-MF</u>	1-1/4
<u>APC-150-MF</u>	1-1/2
<u>APC-200-MF</u>	2

Anodized

<u>APC-750</u>	3/4
<u>APC-100</u>	1
<u>APC-125</u>	1-1/4
<u>APC-150</u>	1-1/2
<u>APC-200</u>	2



1" SCH 40 Black Plastic End Caps
RN1-1/4DBK1 1

Items marked as MILL ORDER are non stock but available.
 Product codes listed on MILL ORDER items are for die reference only.
 Customer must specify length, alloy & temper.

Standards 22



Eastern Metal Supply
 Quality Shapes In Aluminum

EMS FL

1-800-432-2204
 (561) 588-4780 - fax

EMS NC

1-800-343-8154
 (704) 391-2267 - fax

EMS TX

1-800-996-6061
 (281) 656-2297 - fax

EMS MO

1-888-822-6061
 (314) 344-3349 - fax

Additional Locations: West Palm Beach & Lakeland, FL; Newark, DE and Birmingham, AL

website: www.EasternMetal.com

e-mail: info@EasternMetal.com

version: 08/23/17