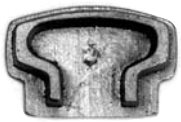






















CASTINGS

<p>HR1 End Cap #75 21-00-100</p>  <p><u>Accepts:</u> Top Cap - HR-1-COLOR</p>	<p>HR10 End Cap #34 21-00-105</p>  <p><u>Accepts:</u> Top Cap - HR-10-COLOR</p>	<p>HR10 Flat End Cap #34F 52-00-147</p>  <p><u>Accepts:</u> Top Cap - HR-10-COLOR</p>	<p>HR8 End Cap #96 Special Order 21-00-131</p>  <p><u>Accepts:</u> Top Cap - HR-8-COLOR</p>	<p>HR14 End Cap #188 21-00-114</p>  <p><u>Accepts:</u> Top Cap - HR-14-COLOR</p>
<p>Handicap Rail End Cap #294 21-00-294</p>  <p><u>Accepts:</u> Grip Rail - 52-63-1641</p>	<p>2-1/4" x 4" End Cap #70 (more radius) 21-00-145</p>  <p><u>Accepts:</u> Top Cap #140 - 28-63-256</p>	<p>2-1/4" x 4" End Cap #14 (less radius) Special Order 21-00-146</p>  <p><u>Accepts:</u> Top Cap #139 - 28-63-255</p>	<p>2-1/4" x 6" End Cap #17 21-00-150</p>  <p><u>Accepts:</u> Top Cap - 28-63-260</p>	<p>2-5/8" x 1" End Cap #28 21-00-135</p>  <p><u>Accepts:</u> Hollow Cap #129 - 28-63-210 Hollow Cap #130 - 28-63-200</p>
<p>2-5/8" x 1-1/2" End Cap #18 21-00-140</p>  <p><u>Accepts:</u> Hollow Cap #135 - 28-63-215</p>	<p>2-5/8" x 1-1/2" Flat End Cap #18F 21-00-140F</p>  <p><u>Accepts:</u> Hollow Cap #135 - 28-63-215</p>	<p>2-5/8" x 1-1/2" 5052 Flat End Cap 21-5052-140 <i>Fabricated from Aluminum Sheet</i></p>  <p><u>Accepts:</u> Hollow Cap #135 - 28-63-215</p>	<p>3" Oval End Cap #20 21-00-000</p>  <p><u>Accepts:</u> Top Cap #147 - 28-63-267</p>	<p>End Cap RW-29 2-5/8 x 1 Dixie End Cap 21-00-235</p>  <p><u>Accepts:</u> Hollow Dixie Cap - 28-63-290</p>
<p>End Cap RW-30 2-5/8 x 1-1/2 Dixie Cap 21-00-245</p>  <p><u>Accepts:</u> Hollow Dixie Cap - 28-63-295</p>	<p>3" Round End Cap #97 21-00-120</p>  <p><u>Accepts:</u> Top Cap #149 - 28-63-265</p>	<p>3" Round 5052 Flat End Cap 21-5052-120 <i>Fabricated from Aluminum Sheet</i></p>  <p><u>Accepts:</u> Top Cap #149 - 28-63-265</p>	<p>1-1/4" SCH 40 End Plug #74 21-00-180</p> 	<p>1-1/2" SCH 40 End Plug #71 21-00-181</p>  <p>1-1/2" SCH 40 End Plug 21-00-179S Special Order</p> 

Castings 01



Eastern Metal Supply
Quality Shapes In Aluminum

EMS FL

1-800-432-2204
(561) 588-4780 - fax

EMS NC

1-800-343-8154
(704) 391-2267 - fax

EMS TX

1-800-996-6061
(281) 656-2297 - fax

EMS MO

1-888-822-6061
(314) 344-3349 - fax

Additional Locations: West Palm Beach & Lakeland, FL; Newark, DE and Birmingham, AL

[website: www.EasternMetal.com](http://www.EasternMetal.com)

[e-mail: info@EasternMetal.com](mailto:info@EasternMetal.com)

[e-mail: info@EasternMetal.com](mailto:info@EasternMetal.com)

version: 03/01/17

<p>SCH 40 Aluminum Pipe End Caps Mill Finish Pipe Size APC-100-MF 1 APC-125-MF 1-1/4 APC-150-MF 1-1/2 APC-200-MF 2</p> <p>Anodized APC-750 3/4 APC-100 1 APC-125 1-1/4 APC-150 1-1/2 APC-200 2</p>	<p>SCH 40 Aluminum Pipe End Caps</p>  <p>See Railing section for Pipe Inserts - Railing p11</p>	<p>HR1 Wall Mount #56 21-00-187</p>  <p>Accepts: Top Cap - HR-1-COLOR</p>	<p>HR3 Wall Mount #54 21-00-316</p>  <p>Accepts: Bottom Channel - HR-3-COLOR</p>	<p>HR10 Wall Mount #13 21-00-186</p>  <p>Accepts: Top Cap - HR-10-COLOR</p>
<p>HR12 Wall Mount #39 21-00-185</p>  <p>Accepts: Snap Channel - HR-12-COLOR</p>	<p>HR12A Wall Mount #68 21-00-183</p>  <p>Accepts: Bottom Channel - HR-12A-COLOR Bottom Channel - HR-12B-COLOR 1-1/2 x 1 Channel - 13-63-300</p>	<p>HR14 Wall Mount #62 21-00-155</p>  <p>Accepts: Top Cap - HR-14-COLOR</p>	<p>HR 8 Wall Mount #63 21-00-063 Special Order</p>  <p>Accepts: Top Cap - HR-8-COLOR</p>	<p>2" x 1" Channel Wall Mount #15 21-00-190</p>  <p>Accepts: 2 x 1 Channel - 13-63-266 2 x 1 Channel - 13-63-267 Mid Rail Tube - 52-63-11317</p>
<p>3" x 1" Wall Mount #737 21-00-737 Special Order</p>  <p>Accepts: 3 x 1 Rect Tube - 20-63-202</p>	<p>2-1/4" x 4" Wall Mount #24 21-00-165 Less Radius</p>  <p>Accepts: Top Cap #139 - 28-63-255</p>	<p>2-1/4" x 4" Wall Mount #190W 21-00-190W with Radius</p>  <p>Accepts: Top Cap #140 - 28-63-256</p>	<p>3" Round Cap Wall Mount #185 Special Order 21-00-1850</p>  <p>Accepts: Top Cap #149 - 28-63-265</p>	<p>2-5/8" x 1" Wall Mount #52 21-00-302</p>  <p>Accepts: 2-5/8 Hollow Cap #129 - 28-63-210 2-5/8 Solid Cap #130 - 28-63-200</p>
<p>2-5/8" x 1-1/2" Wall Mount #271 21-00-160</p>  <p>Accepts: Top Cap #135 - 28-63-215</p>	<p>2-5/8" x 1" Dixie Cap Wall Mount RW-29 21-00-230</p>  <p>Accepts: 2-5/8 x 1 Hollow Dixie Cap 28-63-290</p>	<p>2-5/8" x 1-1/2" Dixie Cap Wall Mount RW-30 21-00-240</p>  <p>Accepts: 2-5/8 x 1-1/2 Hollow Dixie Cap - 28-63-295</p>		

Castings 02



Eastern Metal Supply
Quality Shapes In Aluminum

EMS FL
1-800-432-2204
(561) 588-4780 - fax

EMS NC
1-800-343-8154
(704) 391-2267 - fax

EMS TX
1-800-996-6061
(281) 656-2297 - fax

EMS MO
1-888-822-6061
(314) 344-3349 - fax

Additional Locations: West Palm Beach & Lakeland, FL; Newark, DE and Birmingham, AL

website: www.EasternMetal.com

e-mail: info@EasternMetal.com

version: 03/01/17

<p>1-1/2" Square Floor Flange #42 21-00-309</p>  <p>2" Tall</p> <p>Accepts: Snap Post - HR-16-COLOR 1-1/2" Square Tube</p>	<p>2" Square Floor Flange #40 21-00-210</p>  <p>2.00 Tall</p> <p>Accepts: Snap Post - HR-4-COLOR 2" Square Tube</p>	<p>1-1/2" Round Floor Flange #61 21-00-314</p>  <p>1.00 Tall</p> <p>Accepts: 1-1/2" Round Tube</p>	<p>HR #4A Floor Flange #50 21-00-195 Special Order</p>  <p>3" Tall</p> <p>Accepts: Snap Post - HR-4A-COLOR</p>	<p>HR #4A Floor Flange #50 HD 21-00-196</p>  <p>1.77 Tall</p> <p>Accepts: Snap Post - HR-4A-COLOR</p>
<p>1-1/4" SCH 40 Floor Flange #47 21-00-47</p>  <p>1.00 Tall</p> <p>Accepts: 1-1/4 SCH 40 Pipe - 18-63-230</p>	<p>1-1/2" Round Floor Flange #489 Special Order</p>  <p>.875 Tall</p> <p>Accepts: 1-1/2" Round Tube</p>	<p>1-1/2" SCH 40 Cover Plate #46 21-00-246</p>  <p>.875 Tall</p> <p>Accepts: 1-1/2 SCH 40 Pipe - 18-63-235</p>	<p>2" Round Tube Floor Flange #81H 52-00-076 Special Order</p>  <p>.875 Tall</p> <p>Accepts: 2" Round Tube</p>	
<p>3/4" Spear 21-00-305 4.125" exposed height 0.500" insert depth</p>  <p>Accepts: 3/4" x .063 Square Tube</p>	<p>1" Spear 21-00-446 4.50" exposed height 1.00" insert depth</p>  <p>Accepts: 1" x .063 Square Tube</p>	<p>3/4" Spear #2 21-00-307 4.875" exposed height 0.750" insert depth</p>  <p>Accepts: 3/4" x .063 Square Tube</p>	<p>1" Spear #9 21-00-444 4.875" exposed height 0.750" insert depth</p>  <p>Accepts: 1" x .063 Square Tube</p>	<p>3/4" Spear #4 21-00-306 (Round Top) 4.125" exposed height 0.680" insert depth</p>  <p>Accepts: 3/4" x .063 Square Tube</p>
<p>1" Spear 21-00-325 (Round Top) 4.50" exposed height 1.00" insert depth</p>  <p>Accepts: Top Cap #140 - 28-63-256</p>	<p>3/4" Ball Top #5 21-00-317 Special Order 2.00" exposed height 0.75" insert depth</p>  <p>Accepts: Top Cap #149 - 28-63-265</p>	<p>2" Square Post Cap 21-00-917 (Inside Insert) .125 Wall</p> 	<p>2" Square Post Cap #31 21-00-175</p> 	<p>3" Flush Mount Square Post Cap 21-00-763 Used with Universal Enclosure System</p> 

Castings 03



Eastern Metal Supply
Quality Shapes In Aluminum

EMS FL

1-800-432-2204
(561) 588-4780 - fax

EMS NC

1-800-343-8154
(704) 391-2267 - fax

EMS TX

1-800-996-6061
(281) 656-2297 - fax

EMS MO













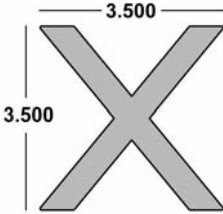





1-888-822-6061
(314) 344-3349 - fax

Additional Locations: West Palm Beach & Lakeland, FL; Newark, DE and Birmingham, AL

website: www.EasternMetal.com

e-mail: info@EasternMetal.com

version: 03/01/17

<p>3" Square Post Cap #76 21-00-170</p> 	<p>4" Square Post Cap #80 51-00-137 51-DC-137</p> 	<p>5" Post Cap Casting 21-00-255 6" Post Cap Casting 21-00-264</p> 	<p>2" Ball Post Cap 21-00-139 <i>Outside Sleeve for 2" Post</i></p> 	<p>2-1/4" Ball Top for 4" Post 21-00-355 Special Order <i>Outside Sleeve for 4" Post</i></p> 
<p>3" Ball Top Special Order 21-00-410 <i>Round Base for Flag Post Outside Sleeve for 3" Post</i></p> 	<p>3" Ball Top 52-00-098 <i>Outside Sleeve for 3" Post</i></p> 	<p>4" Ball Post Cap 21-00-600 <i>Outside Sleeve for 4" Post</i></p> 	<p>4" Ball Casting for 6" Post 21-00-661 Special Order <i>Inside Insert for 6" Post</i></p> 	<p>6" Ball Casting for 6" Post 21-00-650 Special Order <i>Outside Sleeve for 6" Post</i></p> 
<p>Decorative Aluminum Rings Castings 3-1/2" 21-00-374 5" 21-00-415</p> 	<p>Decorative Aluminum Ring 0.5" x .062" Formed Square Tube 4" 21-00-375 (3.90 OD)</p> 	<p>3.5" Decorative Extruded X-Shape x 12' MILL ORDER 15543-60 (NC)</p> 	<p>3.5" Decorative Extruded X-Shape</p> 	
<p>Hard-Rok 61-00-007 Contains no gypsum or chlorides; Quick setting anchoring Cement; 5 Gallon Bucket</p> 	<p>Quik Rok 61-00-001 Anchoring Cement; 5 Gallon Bucket NEVER to be used to anchor balcony railing or any similar human life safety structures</p> 	<p>Mark V Gate Hinge 52-63-8793 (<i>Heavy Duty</i>) <i>with base plate</i></p> 	<p>Mark 4 Gate Hinge 52-63-9150 (<i>Heavy Duty</i>) <i>without base plate</i></p> 	

Castings 04



Eastern Metal Supply
Quality Shapes In Aluminum

EMS FL

1-800-432-2204
(561) 588-4780 - fax

EMS NC

1-800-343-8154
(704) 391-2267 - fax

EMS TX

1-800-996-6061
(281) 656-2297 - fax

EMS MO

1-888-822-6061
(314) 344-3349 - fax

Additional Locations: West Palm Beach & Lakeland, FL; Newark, DE and Birmingham, AL

website: www.EasternMetal.com

e-mail: info@EasternMetal.com

version: 03/01/17