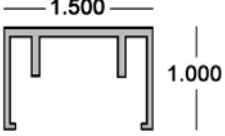
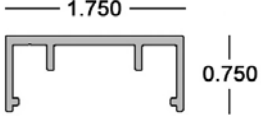
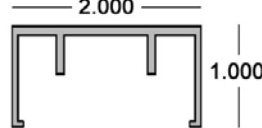
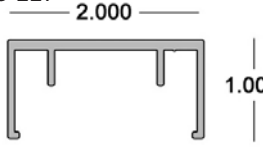
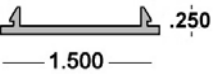
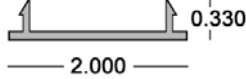
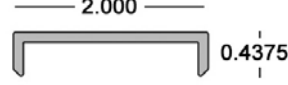
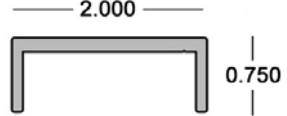
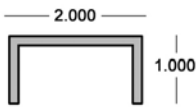
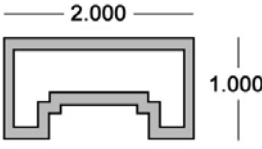
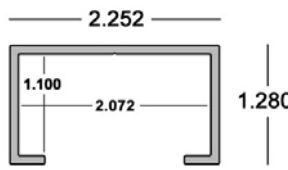
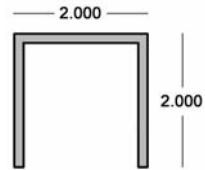


Railing Channel

<p>1.5 x 1 (.093/.056) Railing Channel x 25' 13-63-300 wt/ft: 0.332 6063-T5 Receives .750 picket; Mates with 13-63-305</p>  <p>Accepts Casting: Wall Mount HR-12A #68: 21-00-183</p>	<p>1.75 x .75 (.093/.062) Railing Channel x 24' 13-63-264 wt/ft: 0.330 6063-T5 Receives .750 picket;</p> 	<p>2 x 1 (.093/.056) Railing Channel x 25' 13-63-266 wt/ft: 0.395 6063-T5 Receives .750 picket; Mates with 13-63-227</p> 	<p>2 x 1 (.090/.056) Railing Channel x 25' 13-63-267 wt/ft: 0.395 6063-T5 Receives 1" picket; Mates with 13-63-227</p>  <p>Accepts Casting: Wall Mount #15: 21-00-190</p>
<p>1.5" Railing Channel Cover Plate x 20' 13-63-305 wt/ft: 0.146 6063-T5 Mates with 13-63-300</p> 	<p>2" Railing Channel Cover Plate x 16' 13-63-227 wt/ft: 0.175 6063-T5 Mates with 13-63-266 & 13-63-267</p> 	<p>2 x 7/16 x .093 Railing Channel x 25' 2" 13-63-261 wt/ft: 0.294 6063-T5 No Legs</p> 	<p>2 x .75 (.125/.093) Railing Channel x 23' 10" 13-63-262 wt/ft: 0.440 6063-T5 No Legs</p> 
<p>2 x 1 x .125 Channel 13-63-265 x 20' 13-63-274 x 24' wt/ft: 0.563 6063-T5</p> 	<p>2 x 1 Mid Rail Tube x 24' 52-63-11317 wt/ft: 0.858 6063-T52</p>  <p>Accepts Casting: Wall Mount #15: 21-00-190</p>	<p>2.252 x 1.280 Outside Sleeve x 12' 52-63-4808 wt/ft: 0.562 6063-T6 Sleeves 2 x 1 Channel and Rectangular Tube</p> 	<p>2 x 2 x .125 Channel x 20' 13-63-272 wt/ft: 0.861 6063-T5</p> 

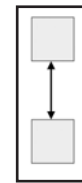
Pre-Punched Railing Channel

Mill Finish 6063-T5 Arch Aluminum Channel - Spacing is inside edge to inside edge


Stock Code	Size in Inches	Picket	between Holes
13-63-265P	2 x 1 x .125 x 20'	3/4"	3.75"
13-63-266P*	2 x 1 x .093/.056 x 25'	3/4"	3.75"
13-63-274PP	2 x 1 x .125 x 24'	1"	3.75"
13-63-267P*	2 x 1 x .090/.056 x 25'	1"	3.75"
13-63-267PS*	2 x 1 x .093/.056 x 25'	1"	3.25"

*with welding legs

Custom sizes and hole locations available as **SPECIAL ORDER**




Spacing is inside edge to inside edge



Punched Picket Spears

19-63-105PS1	3/4 x .062 x 58"
19-63-105PS2	3/4 x .062 x 70"
19-63-130PS1	1 x .060 x 58"
19-63-130PS2	1 x .060 x 70"

3/4" & 1" Spears



Mill Order Items:
Not in Stock - Custom Sizes & Lengths Available
Minimum Order Required

Fence & Railing 08



Eastern Metal Supply
Quality Shapes In Aluminum

EMS FL

1-800-432-2204
(561) 588-4780 - fax

EMS NC

1-800-343-8154
(704) 391-2267 - fax

EMS TX

1-800-996-6061
(281) 656-2297 - fax

EMS MO

1-888-822-6061
(314) 344-3349 - fax

Additional Locations: West Palm Beach & Lakeland, FL; Newark, DE and Birmingham, AL

website: www.EasternMetal.com

e-mail: info@EasternMetal.com

version: 02/21/18

1" Picket - HR-5
HR-5-WH White x 23'
HR-5-BR Bronze x 23'
HR-5-BK Black x 23' 6"
HR-5-MF Mill Finish x 23'
 20 pc sub-bundles

1" Oval Picket
MILL ORDER - 52-63-12344

3/4" Picket - HR-13
HR-13-WH-1 White x 19' 1"
HR-13-BR-1 Bronze x 19' 1"
HR-13-BK Black x 19' 1"
HR-13-WH White x 22' 5"
HR-13-BR Bronze x 22' 5"
 20 pc sub-bundles

3/4" Picket w/radius
HR-13R (.120 Radius)
HR-13R-WH20 White x 20'
HR-13R-BR20 Bronze x 20'
HR-13R-WH (MO) White x 24'
HR-13R-BR (MO) Bronze x 24'
 20 pc sub-bundles

Aluminum Posts & Pickets

Painted Square Tube - 6063-T6

Stock Code	Size in Inches	Approx. Wt/Lin ft.
19-WH-204	2 x .093 x 24' White	0.851
19-MB-204	2 x .093 x 24' Bronze	0.851
19-BK-204	2 x .093 x 24' Black	0.851
19-IV-300	2 x .125 x 24' Ivory	1.125
19-WH-305	2 x .125 x 24' 6" White	1.125
19-MB-305	2 x .125 x 24' 6" Bronze	1.125
19-BG-305	2 x .125 x 24' 6" Beige	1.125
19-COLOR-212	2 x .250 x 24' **	2.100
19-WH-003	3 x .093 x 24' White	1.298
19-MB-003	3 x .093 x 24' Bronze	1.298
200-WH-027	3 x .093 x 30' White	1.298
200-MB-027	3 x .093 x 30' Bronze	1.298
19-WH-225	3 x .125 x 20' White	1.726
19-WH-220	3 x .125 x 24' White	1.726
19-MB-235	3 x .125 x 24' Bronze	1.726
19-IV-235	3 x .125 x 24' Ivory	1.726
19-BG-235	3 x .125 x 24' Beige	1.726
19-BK-235	3 x .125 x 24' Black	1.726
19-COLOR-240	3 x .250 x 24' **	3.300
52-COLOR-4424	3.50 x .125 x 24' **	2.024
19-WH-245	4 x .125 x 20' White	2.325
19-WH-400	4 x .125 x 24' White	2.325
19-MB-246	4 x .125 x 24' Bronze	2.325
19-IV-400	4 x .125 x 24' Ivory	2.325
19-BG-400	4 x .125 x 24' Beige	2.325
19-BK-400	4 x .125 x 24' Black	2.325
200-WH-028	4 x .125 x 30' White	2.325
200-MB-028	4 x .125 x 30' Bronze	2.325
19-WH-2500	4 x .250 x 20' White	4.500
19-MB-2500	4 x .250 x 24' Bronze	4.500
19-IV-2500	4 x .250 x 24' Ivory	4.500
19-BG-2500	4 x .250 x 24' Beige	4.500
19-WH-2501	4 x .250 x 24' 6" White	4.500

3" Scalloped Square Tube

42-WH-003 (MO)	3" x 20' White	0.757
200-WH-017	3" x 24' White	0.757
200-MB-017	3" x 24' Bronze	0.757
200-WH-018	3" x 30' White	0.757
200-MB-018	3" x 30' Bronze	0.757

**COLOR - Available in White (WH), Bronze (MB), Ivory (IV), and Beige (BG)

Hard-Rok
61-00-007
 Contains no gypsum or chlorides;
 Quick setting anchoring cement;
 5 Gallon Buckets

Quik Rok
61-00-001
 Anchoring Cement
 5 Gallon Bucket
NEVER to be used to anchor balcony railing or any similar human life safety structures

3/4" & 1" Spears

19-63-105PS1	3/4 x .062 x 58"
19-63-105PS2	3/4 x .062 x 70"
19-63-130PS1	1 x .060 x 58"
19-63-130PS2	1 x .062 x 70"

45° Post x 20'
52-63-2033 #2
 Wall: .085/.150 wt/ft: 1.041
6061-T6

Touch Up Spray Paint
 (16 ounce cans)


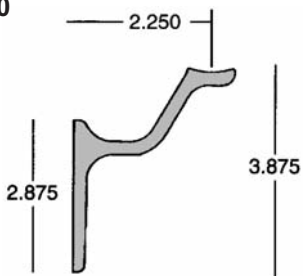
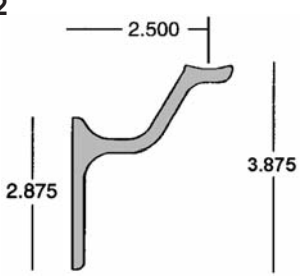
Stock Code	Color
35-00-100	White
35-00-100G	White Gloss
35-00-105	Bronze
35-00-105G	Bronze Gloss
35-00-110	Ivory Gloss
35-00-115 (TX)	Beige
35-00-115G	Beige Gloss
35-00-120	Black
35-00-120G	Black Gloss

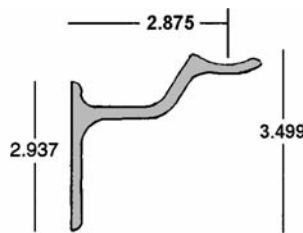
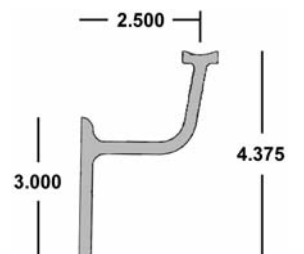
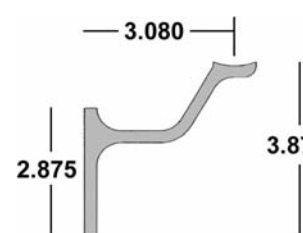
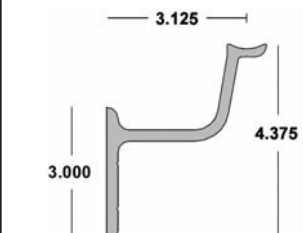
Fence & Railing 03

EMS FL	EMS NC	EMS TX	EMS MO
1-800-432-2204	1-800-343-8154	1-800-996-6061	1-888-822-6061
(561) 588-4780 - fax	(704) 391-2267 - fax	(281) 656-2297 - fax	(314) 344-3349 - fax


Eastern Metal Supply Additional Locations: West Palm Beach & Lakeland, FL; Newark, DE and Birmingham, AL
 Quality Shapes In Aluminum [website: www.EasternMetal.com](http://www.EasternMetal.com) [e-mail: info@EasternMetal.com](mailto:info@EasternMetal.com) [version: 03/10/17](#)

Pipe Brackets (See Standards 21-22 for full selection of Pipe)


	<p>2-1/4" x 3-7/8" Centerline Projected Pipe Bracket x 16' 31-63-135 163 wt/ft: 1.940</p> 	<p>2-1/2" x 3-7/8" Centerline Projected Pipe Bracket x 16' 31-63-120 162 wt/ft: 2.012</p> 
---	---	--

<p>2-7/8" x 3-1/2" Centerline Projected Pipe Bracket x 16' 31-63-105 160 wt/ft: 1.853</p> 	<p>2-1/2" x 4-3/8" Centerline Projected Pipe Bracket x 16' 31-63-140 164 wt/ft: 2.154</p> 	<p>2-7/8" x 3-7/8" Centerline Projected Pipe Bracket x 16' 31-61-145 165 wt/ft: 2.1815</p> 	<p>3-1/8" x 4.409" Centerline Projected Pipe Bracket x 12' 31-61-150 wt/ft: 2.264 Meets NFPA 101 Life Safety Code</p> 
--	--	--	--

Mark 5 Gate Hinge
52-63-8793
(Heavy Duty)
 with base plate





Mark 4 Gate Hinge
52-63-9150
(Heavy Duty)
 without base plate



SCH 40 Aluminum Pipe End Caps

Mill Finish	Pipe Size
APC-100-MF	1
APC-125-MF	1-1/4
APC-150-MF	1-1/2
APC-200-MF	2
Anodized	
APC-750	3/4
APC-100	1
APC-125	1-1/4
APC-150	1-1/2
APC-200	2
Black Plastic	
RN1-1/4DBK1	1

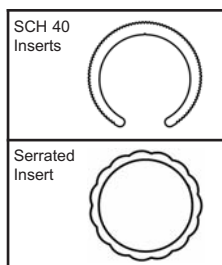
SCH 40 Pipe x 24' - T4 Temper (for bending)

Stock Code	Size in Inches
18-63-231	1-1/4 x 1.660 OD x 1.380 ID x .140 Wall
18-T4-500	1-1/2 x 1.900 OD x 1.610 ID x .145 Wall

Many other Pipe sizes, Alloys & Temper are Available

Pipe Inserts (6063-T52)

18-63-259	1-1/4	SCH 40 x 10'
18-63-260	1-1/2	SCH 40 x 10'
51-00-051	1-3/8	Serrated Tube x 20' (insert for 1-1/4 pipe)



Fence & Railing 09

 <p>Eastern Metal Supply Quality Shapes In Aluminum</p>	<p>EMS FL 1-800-432-2204 (561) 588-4780 - fax</p>	<p>EMS NC 1-800-343-8154 (704) 391-2267 - fax</p>	<p>EMS TX 1-800-996-6061 (281) 656-2297 - fax</p>	<p>EMS MO 1-888-822-6061 (314) 344-3349 - fax</p>
	<p>Additional Locations: West Palm Beach & Lakeland, FL; Newark, DE and Birmingham, AL</p> <p>website: www.EasternMetal.com e-mail: info@EasternMetal.com version: 03/10/17</p>			

SCH 40 Aluminum Pipe - 6063-T52 x 20'

Stock Code	Size in Inches			Approx. Wt/Lin ft.
	Size	OD x ID x Wall		
18-63-200	1/8	.405 x .269 x .068 (12')		0.085
18-63-205	1/4	.540 x .364 x .083 (12')		0.147
18-63-210	3/8	.675 x .493 x .091		0.196
18-63-215	1/2	.840 x .622 x .109		0.294
18-63-220	3/4	1.050 x .824 x .113		0.391
18-63-221	3/4	1.050 x .824 x .113 (23')		0.391
18-63-225	1	1.315 x 1.049 x .133		0.581
18-63-226	1	1.315 x 1.049 x .133 (23')		0.581
18-63-230	1-1/4	1.660 x 1.380 x .140		0.786
18-63-233	1-1/4	1.660 x 1.380 x .140 (23')		0.786
18-63-232	1-1/4	1.660 x 1.380 x .140 (24')		0.786
18-63-235	1-1/2	1.900 x 1.610 x .145		0.940
18-63-236	1-1/2	1.900 x 1.610 x .145 (23')		0.940
18-63-240	2	2-3/8 x 2.067 x .154		1.264
18-63-241	2	2-3/8 x 2.067 x .154 (23')		1.264
18-63-245	2-1/2	2-7/8 x 2.469 x .203		2.004
18-63-250	3	3-1/2 x 3.068 x .216		2.621
18-63-255	3-1/2	4 x 3.548 x .226		3.151

T4 Temper

MILL ORDER 40-63-603	1-1/4	1.660 x 1.380 x .140 x 10'		0.786
18-63-231	1-1/4	1.660 x 1.380 x .140 x 24'		0.786
18-T4-500	1-1/2	1.900 x 1.610 x .145 x 24'		0.940

Pipe Inserts

18-63-259	1-1/4	for SCH 40 x 10'		0.492
18-63-260	1-1/2	for SCH 40 x 10'		0.582
51-00-051	1-3/8	Serrated Tube x 20'		0.408
		(insert for 1-1/4 pipe)		
52-61-3454	2	for SCH 40 x 20' (6061)		0.698

SCH 40 Aluminum Pipe - 6061-T6 x 20'

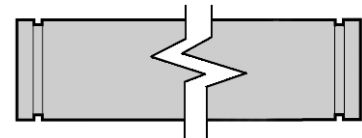
18-61-215	1/2	.840 x .622 x .109		0.294
18-61-220	3/4	1.050 x .824 x .113		0.391
18-61-222	3/4	1.050 x .824 x .113 (24')		0.391
18-61-225	1	1.315 x 1.049 x .133		0.581
18-61-230	1-1/4	1.660 x 1.380 x .140		0.786
18-61-235	1-1/2	1.900 x 1.610 x .145		0.940
18-61-240	2	2-3/8 x 2.067 x .154		1.264
18-61-241	2	2-3/8 x 2.067 x .154 (24')		1.264
18-61-243	2	2-3/8 x 2.067 x .154 (30')		1.264
18-61-245 (NC/DE)	2-1/2	2-7/8 x 2.469 x .203		2.004
18-61-246	2-1/2	2-7/8 x 2.469 x .203 (22')		2.004
18-61-250	3	3-1/2 x 3.068 x .216		2.621
18-61-255	3-1/2	4 x 3.548 x .226		3.151
18-61-260	4	4-1/2 x 4.026 x .237		3.733
18-61-265	5	5.563 x 5.047 x .258		5.057
18-61-270	6	6-5/8 x 6.065 x .280		6.564
18-61-280	8	8-5/8 x 7.981 x .322		9.878
18-61-290	10	10-3/4 x 10.020 x .365		14.288
18-61-295	12	12-3/4 x 11.938 x .406		18.893

Items marked as MILL ORDER are non stock but available.
 Product codes listed on MILL ORDER items are for die reference only.
 Customer must specify length, alloy & temper.

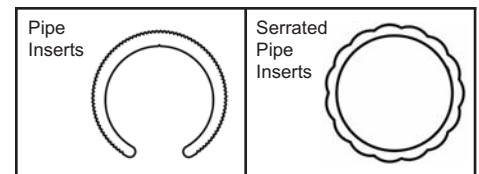


ALSO AVAILABLE:
Brushed or Polished
BDA Pipe
 See the Marine section
 of our Catalog

Grooved End Pipe is available by Mill Order



2" SCH 40 - 10" SCH 40 Available
 Accepts Victaulic® Couplings
www.victaulic.com



SCH 40 Aluminum Pipe End Caps

Mill Finish	Pipe Size
APC-100-MF	1
APC-125-MF	1-1/4
APC-150-MF	1-1/2
APC-200-MF	2

Anodized

APC-750	3/4
APC-100	1
APC-125	1-1/4
APC-150	1-1/2
APC-200	2



1" SCH 40 Black Plastic End Caps
 RN1-1/4DBK1 1

Standards 21



Eastern Metal Supply

Quality Shapes In Aluminum

EMS FL

1-800-432-2204
 (561) 588-4780 - fax

EMS NC

1-800-343-8154
 (704) 391-2267 - fax

EMS TX

1-800-996-6061
 (281) 656-2297 - fax

EMS MO

1-888-822-6061
 (314) 344-3349 - fax

Additional Locations: West Palm Beach & Lakeland, FL; Newark, DE and Birmingham, AL


website: www.EasternMetal.com

e-mail: info@EasternMetal.com

version: 09/07/16

SCH 80 Aluminum Pipe - 6063-T52 x 20'

Stock Code	Size in Inches			Approx. Wt/Lin ft.
	(Size)	OD x ID	x Wall)	
MILL ORDER 26-63-201 (TX)	1	1.315 x .957	x .179 (T5)	0.751
<u>26-63-105</u>	1-1/4	1.660 x 1.278	x .191	1.037
26-63-100	1-1/2	1.900 x 1-1/2	x .200	1.256
26-63-200	2	2-3/8 x 1.939	x .218	1.737
MILL ORDER	3	3-1/2 x 2.900	x .300	3.547
MILL ORDER <u>52-63-8819</u>	4	4-1/2 x 3.826	x .337	5.183



ALSO AVAILABLE:
Brushed or Polished
BDA Pipe

SCH 80 Aluminum Pipe - 6061-T6 x 20'

Stock Code	Size in Inches			Approx. Wt/Lin ft.
	(Size)	OD x ID	x Wall)	
<u>26-61-025</u>	1/4	0.540 x .287	x .119 (x 12')	0.182
26-61-200	1	1.315 x .957	x .179	0.751
26-61-205	1-1/4	1.660 x 1.278	x .191	1.037
26-61-210	1-1/2	1.900 x 1-1/2	x .200	1.256
26-61-215	2	2-3/8 x 1.939	x .218	1.737
<u>26-61-215S</u>	2	2-3/8 x 1.910	x .233	1.878
26-61-220	2-1/2	2-7/8 x 2.323	x .276	2.705
26-61-225	3	3-1/2 x 2.900	x .300	3.547
26-61-230	3-1/2	4.000 x 3.364	x .318	4.414
26-61-235	4	4-1/2 x 3.826	x .337	5.288
<u>52-61-2343</u>	5	5.563 x 4.813	x 3/8 (T6)	7.188
<u>26-61-250</u>	6	6-5/8 x 5.761	x .432 (T6)	9.884
<u>26-61-255</u>	8	8-5/8 x 7.625	x 1/2	15.010

See the Marine section
of our Catalog

SCH 10 Aluminum Pipe - 6063-T52 x 20'

Stock Code	Size in Inches			Approx. Wt/Lin ft.
	(Size)	OD x ID	x Wall)	
MILL ORDER 32-63-200 (NC)	1	1.315 x 1.097	x .109 (T6)	0.486
<u>32-63-204</u>	1-1/4	1.660 x 1.442	x .109	0.625
32-63-205	1-1/2	1.900 x 1.682	x .109	0.721
<u>32-63-205S</u>	1-1/2	1.902 x 1.702	x .100 (Special ID)	0.679
MILL ORDER <u>52-63-10742</u>	2	2-3/8 x 2.157	x .109 (T5)	0.913
<u>DOT-61-165</u>	2-1/2	2-7/8 x 2.635	x .120	1.221
<u>DOT-61-170</u>	2-1/2	2-7/8 x 2.635	x .120 (x 24')	1.221
MILL ORDER 32-63-220 (NC)	3	3-1/2 x 3.260	x .120 (T6)	1.498
MILL ORDER	4	4-1/2 x 4.260	x .120	1.942
MILL ORDER 32-63-311 (NC)	5	5.563 x 5.295	x .134	2.686
MILL ORDER	6	6-5/8 x 6.357	x .134	3.214

Items marked as MILL ORDER are non stock but available.

Product codes listed on MILL ORDER items are for die reference only.

Customer must specify length, alloy & temper.

Standards 22



Eastern Metal Supply

Quality Shapes In Aluminum

EMS FL

1-800-432-2204

(561) 588-4780 - fax

EMS NC

1-800-343-8154

(704) 391-2267 - fax

EMS TX

1-800-996-6061

(281) 656-2297 - fax

EMS MO

1-888-822-6061

(314) 344-3349 - fax

Additional Locations: West Palm Beach & Lakeland, FL; Newark, DE and Birmingham, AL

website: www.EasternMetal.com

e-mail: info@EasternMetal.com

version: 07/29/16