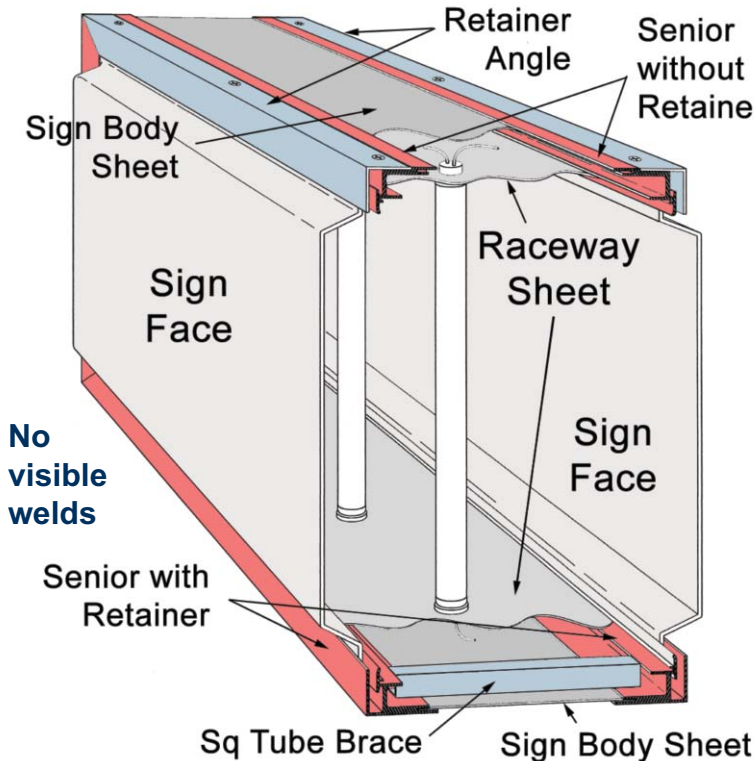


SIGNgineer® sign frame

Patent
#7,861,446

from **Eastern Metal Supply**



**ARE YOU STILL "STICK"
BUILDING SIGN CABINETS?**

**WANT DOUBLE DIGIT
COST SAVINGS IN LABOR,
FABRICATION AND
ELECTRICAL COSTS?**

**NEED A COMPETITIVE
ADVANTAGE?**

**IF SO, PLEASE CONSIDER THE
PATENTED SIGNGINEER® SIGN
FRAME FROM Eastern Metal Supply**

Two Versions:

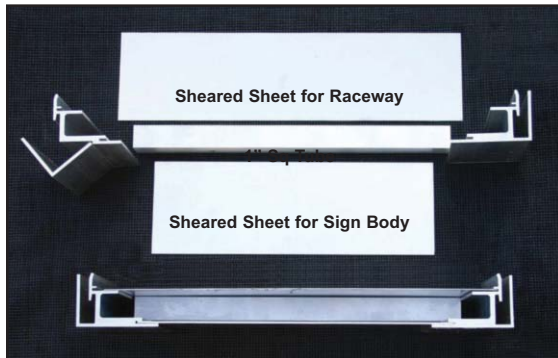
SIGNgineer® Senior Sign Frame

(shown above)

- Heavier Shapes for Superior Strength
- For Larger Sign Cabinets
- Flex Applications Possible

SIGNgineer® Junior Sign Frame

- Up to 100 Sq Ft Cabinet Size
- Lighter Shape yields 33% material cost savings for smaller signs
- Non Flex Applications



Featured Benefits:

Build Any Width Custom Cabinet:

- Merely adjust the length of your Square Tube and your Sheared Sheet to quickly make a cabinet as wide as you need.

Strength:

- Sign Frames offered in a superior strength alloy providing up to 40% greater yield strength

Aesthetics:

- No visible welds - patented design allows welds to be hidden.

Simplicity:

- Vast majority of cabinets can be made with 2 cost effective SIGNgineer® Extrusions and 4 commercially available standard items from EMS (see picture at left - sheet, angle, square tube)

Easier Fabrication:

- Relatively small, high-strength profiles can be cut without the need of larger radial arm saws.
- Designed to use flat sheet for raceways, no sheet bending!

Additional literature available showing more applications and benefits!

See our SIGNgineer Instructional video here:

http://www.EasternMetal.com/signage_extrusions-signgineer.html



Eastern Metal Supply
Quality Shapes In Aluminum

EMS FL

1-800-432-2204
(561) 588-4780 - fax

EMS NC

1-800-343-8154
(704) 391-2267 - fax

EMS TX

1-800-996-6061
(281) 656-2297 - fax

EMS MO

1-888-822-6061
(314) 344-3349 - fax

Additional Locations: West Palm Beach & Lakeland, FL; Newark, DE and Birmingham, AL

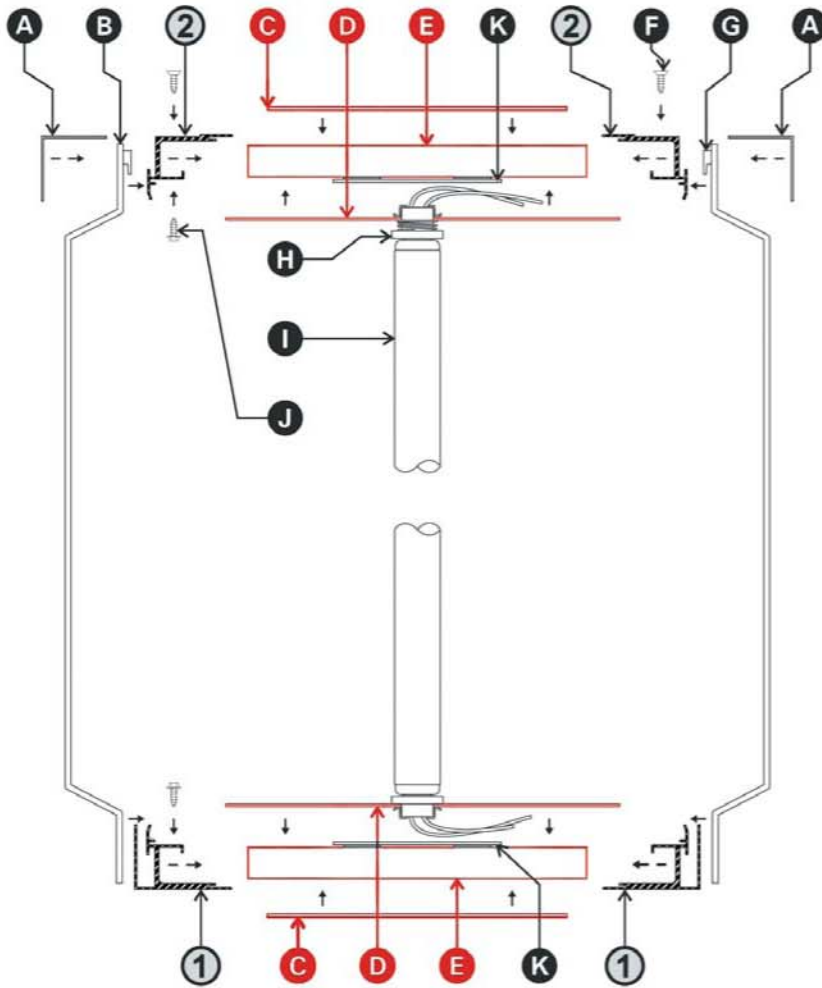
website: www.EasternMetal.com

e-mail: info@EasternMetal.com

SIGNgineer 08/21/14

SIGNgineer[®] sign frame

from Eastern Metal Supply



Exploded View of Double Face Sign Cabinet

SIGNgineer[®] Junior System Shown
Senior System works in an almost identical manner.

**** Size of the Sheared Aluminum Sheet (C & D) and Square Tube (E) can be adjusted to increase cabinet widths to any size required.**

Patent #7,861,446

Wireway compliant with UL Standards when fabricated per guidelines.

PARTS LIST	
1	24-63-610 Junior with Retainer
2	24-63-615 Junior without Retainer
3	24-63-600 Senior with Retainer
4	24-63-605 Senior without Retainer
A	Aluminum Angle Retainer: Junior: 2 x 2 x .063 - 11-63-310 Senior: 2 x 2 x .125 - 11-63-315
B	Plastic Sign Face (shown as pan formed) *
C	Aluminum Sheet for Sign Body**: Junior: .050 Max Thickness - various sizes & alloys available Senior: .090 Max Thickness - various sizes & alloys available
D	Aluminum Sheet for Raceway: .090 Max Thickness - various finishes, sizes & alloys available
E	Aluminum Square Tube for Bracing: 1" Square Tube x .125 Wall - 19-63-140
F	Counter Sunk Sheet Metal Screw * (fastens face retainer)
G	Hangbar/Reader Board Track * (bonded to plastic face)
H	Snap-in Fluorescent Lamp Sockets *
I	High-Output Fluorescent Lamp *
J	Hex Head Tek Screw * (fastens lamp socket wire cover)
K	.125" spacer with VHB tape * (required for lamp spacing)

* Not Supplied by Eastern Metal Supply



Eastern Metal Supply
Quality Shapes In Aluminum

EMS FL
1-800-432-2204
(561) 588-4780 - fax

EMS NC
1-800-343-8154
(704) 391-2267 - fax

EMS TX
1-800-996-6061
(281) 656-2297 - fax

EMS MO
1-888-822-6061
(314) 344-3349 - fax

Additional Locations: West Palm Beach & Lakeland, FL; Newark, DE and Birmingham, AL
website: www.easternmetal.com **e-mail:** info@easternmetal.com SIGNgineer 04/19/12



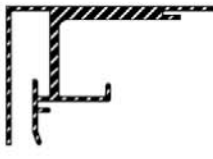
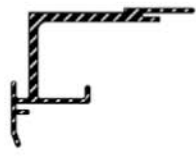
SIGNgineer[®] sign frame

from **Eastern Metal Supply**

Product Cut Chart

for Standard Aluminum Items to Complement the Use of Either SIGNgineer Junior or Senior Frame:

<u>SIGNgineer Component:</u>	<u>EMS Product:</u>	<u>Explanation:</u>
Exterior Sign Body	Mill Finish Aluminum Sheet Various sizes & alloys available	cut 4-5/8" less than desired width of sign body
Tubular Bracing	1" Square Aluminum Tube 19-63-140 (.125 wall)	cut 3 1/4" less than desired width of sign body
Electrical Raceway	White Painted Aluminum Sheet Various finishes, sizes & alloys available	cut 1 1/2" less than desired width of sign body
Sign Retainer	2" x 2" Architectural Angle Junior: 11-63-310 (.063 wall) Senior: 11-63-315 (.125 wall)	cut to your custom length and height of sign cabinet desired

Senior with Retainer 24-63-600	Senior without Retainer 24-63-605	Junior with Retainer 24-63-610	Junior without Retainer 24-63-615
			



Eastern Metal Supply
Quality Shapes In Aluminum

EMS FL

1-800-432-2204
(561) 588-4780 - fax

EMS NC

1-800-343-8154
(704) 391-2267 - fax

EMS TX

1-800-996-6061
(281) 656-2297 - fax

EMS MO

1-888-822-6061
(314) 344-3349 - fax

Additional Locations: West Palm Beach & Lakeland, FL; Newark, DE and Birmingham, AL

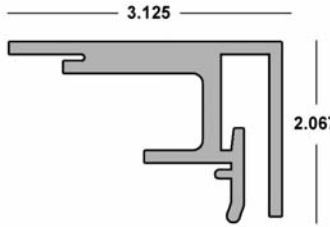
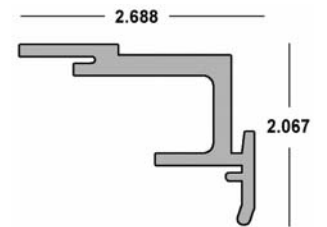
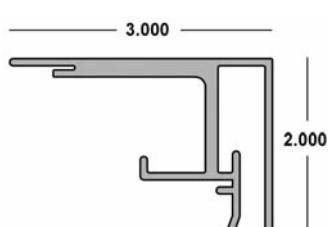
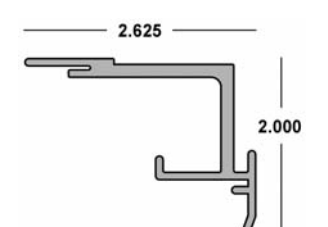
website: www.easternmetal.com

e-mail: info@easternmetal.com

SIGNgineer_comp 04/24/12

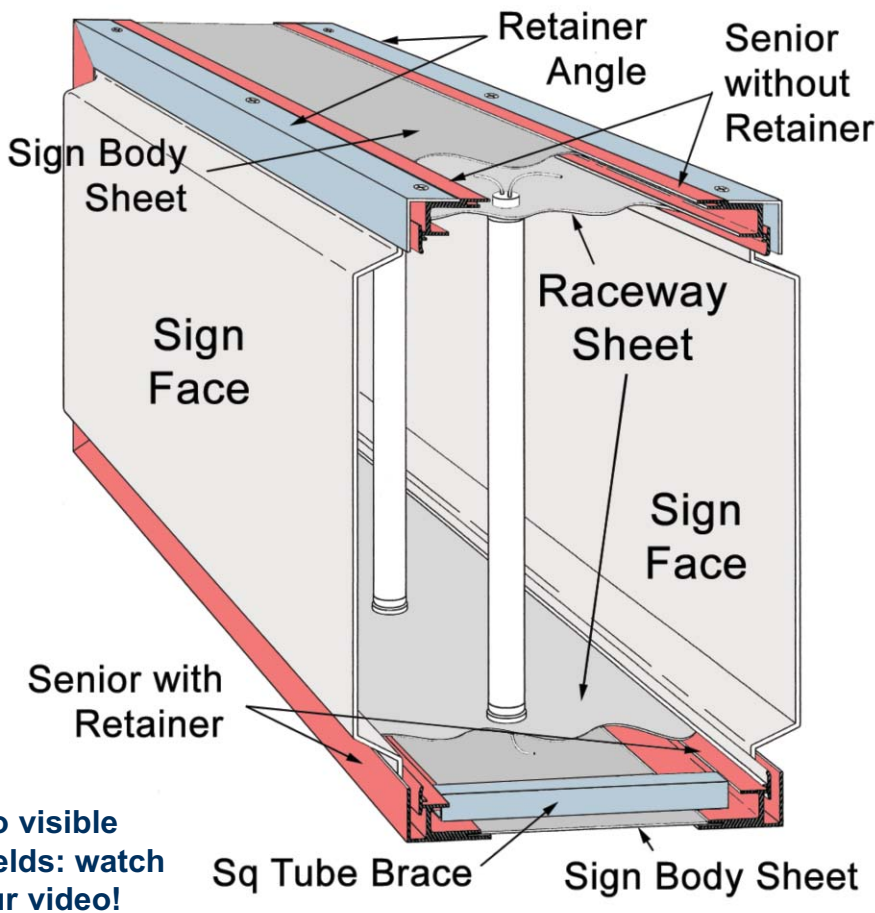
SIGNgineer[®] sign frame

The Flexibility to Build Any Width Sign Cabinet Fast!

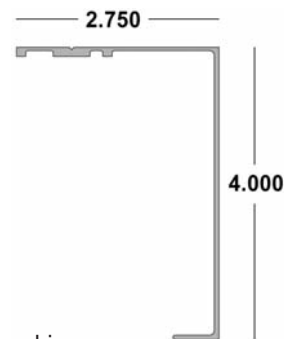
<p>SIGNgineer SENIOR with Retainer x 24' 6" 24-63-600 <i>For sign cabinets <u>OVER</u> 100 sq ft and Flex Face applications</i></p>  <p>3.125 2.067</p> <p>Accepts up to .090 Sheet for Sign Body & Raceway</p>	<p>SIGNgineer SENIOR without Retainer x 24' 6" 24-63-605 <i>For sign cabinets <u>OVER</u> 100 sq ft and Flex Face applications</i> Accepts 1/8" angle as Retainer: 1-63-315</p>  <p>2.688 2.067</p> <p>Accepts up to .090 Sheet for Sign Body & Raceway</p>	<p>SIGNgineer JUNIOR with Retainer x 24' 6" 24-63-610 <i>For sign cabinets <u>UNDER</u> 100 sq ft</i></p>  <p>3.000 2.000</p> <p>Accepts up to .060 Sheet for Sign Body & .090 for Raceway</p>	<p>SIGNgineer JUNIOR without Retainer x 24' 6" 24-63-615 <i>For sign cabinets <u>UNDER</u> 100 sq ft</i> Accepts 1/16" angle as Retainer: 11-63-310</p>  <p>2.625 2.000</p> <p>Accepts up to .060 Sheet for Sign Body & .090 for Raceway</p>
---	---	--	--

See our SIGNgineer Instructional video here:

http://www.easternmetal.com/signage_extrusions-singineer.html



SIGNgineer Flex Retainer x 24' 6"
24-63-620



Should be used in Senior Applications only

Flex Face Wedge Clamps

SPECIAL ORDER 24-63-397 (MO) 1.5" Bolt
 SPECIAL ORDER 24-63-398 (MO) 2.5" Bolt
 for Flex Face Applications
 100 pcs/bag



Mates with Tensioner Bar: 24-63-391

Signage 04



Eastern Metal Supply
 Quality Shapes In Aluminum

EMS FL

1-800-432-2204
 (561) 588-4780 - fax

EMS NC

1-800-343-8154
 (704) 391-2267 - fax

EMS TX

1-800-996-6061
 (281) 656-2297 - fax

EMS MO

1-888-822-6061
 (314) 344-3349 - fax

Additional Locations: West Palm Beach & Lakeland, FL; Newark, DE and Birmingham, AL

website: www.EasternMetal.com

e-mail: info@EasternMetal.com

version: 04/27/15