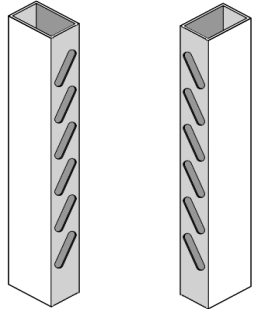


# BRICKHOUSE LOW PROFILE BAHAMA/COLONIAL SYSTEM

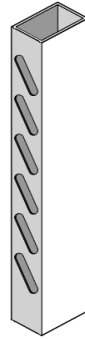
## 1.46 x 2.25 Brickhouse Low Profile Side Rail x 20'

Mill Finish  
 20-63-805L (TX) Left Side Punched  
 20-63-805R (TX) Right Side Punched  
**Left Side Right Side**



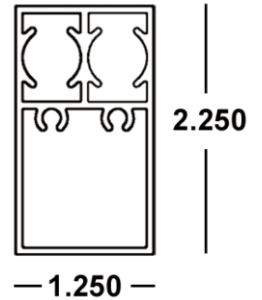
## 1.46 x 2.25 Brickhouse Low Profile Center Mullion x 20'

20-63-805M (TX) Mill Finish  
 Both Sides Punched



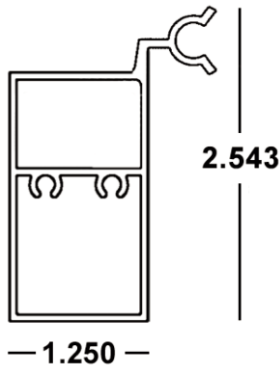
## Brickhouse Low Profile Top/Bottom Rail

41-63-839 (TX) x 20' Mill Finish  
 41-63-832 x 20' 3" Mill Finish



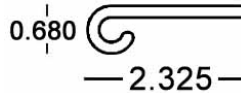
## Brickhouse Low Profile Bahama Top Rail w/Hinge x 20'

41-63-849 (TX) Mill Finish



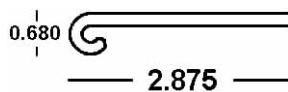
## Brickhouse Low Profile Colonial Flat Hinge x 12'

41-63-824 (TX) Mill Finish  
 For Bi-Fold Application



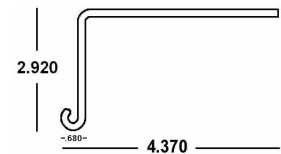
## Colonial Flat Hinge x 12'

41-63-824N Shutter to House Mount  
 Mill Finish  
 Mates with 41-63-813, 41-63-824N



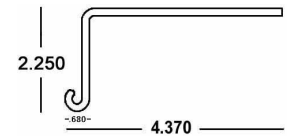
## Colonial Double Hinge x 12'

Mill Finish 4 pcs; Wall Mount  
 41-63-813 Mates with 41-63-824N




## 2.25 Colonial Double Hinge x 12'

Mill Finish 4 pcs; Wall Mount  
 52-61-4146 Mates with 41-63-824N




## Brickhouse Low Profile Blade x 16'

80-MF-013 Mill Finish



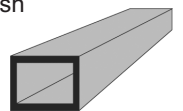
## Brickhouse Low Profile 4" New Orleans Style Center Mullion x 21'

MILL ORDER 41-63-863  
 For Non-Impact Decorative Applications Only



## Brickhouse Low Profile Colonial Storm Bar x 24'

1 x 2 x 1/8 Rect Bar x 24'  
 20-63-225 Mill Finish  
 20-WH-231 White  
20-MB-231 Bronze  
 20-IV-231 Ivory  
 20-BG-231 Beige



## HV™ Colonial Storm Bar Clip

1pc/Shutter Mount  
 41-63-840 Mill Finish  
41-63-840WH White  
41-63-840BK Black  
41-63-840MB Bronze



HURRICANE 45



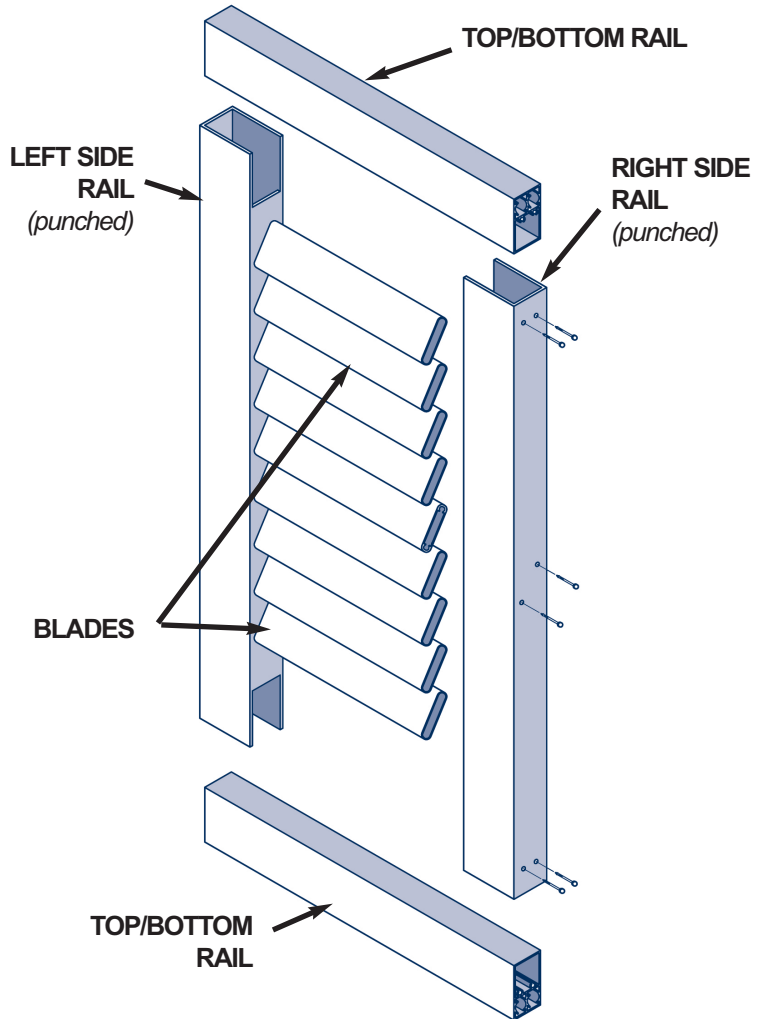
# BRICKHOUSE LOW PROFILE BAHAMA/COLONIAL SYSTEM

## FEATURES & BENEFITS:

- Colonial application tested to ASTM E 330, E 1886 & E 1996 Protocols and passed the Large Missile Impact Test as well as +/- 60 psf for both the Design and Static Load Testing.
- Colonial application meets or exceeds standards for TDI (engineered drawings available).
- Offers the appearance of a more decorative, thin-lined traditional shutter.
- Increase LEED Rating of your "Green" Project
- Cost effective for commercial applications
- New pre-fabbed side rails & mullions eliminate need to mechanically fasten the blades, resulting in labor reduction of over 50% compared to traditional Colonial shutter assemblies
- Easy & Fast mechanical frame fastening assembly resulting in a functional product
- Provided in mill finish to allow the fabricator the flexibility to match colors to the building design after assembly
- Upscale look providing a durable product for years to come with little maintenance

## Colonial Schematic

(Bahama not shown)



## Brickhouse Low Profile Bahama Colonial coverage chart - Additional heights available upon request.

visible blades	finished height"	visible blades	finished height"	visible blades	finished height"	visible blades	finished height"	visible blades	finished height"
9	21 1/2	20	40 1/8	31	58 11/16	42	77 5/16	53	95 15/16
10	23 3/16	21	41 13/16	32	60 3/8	43	79	54	97 5/8
11	24 7/8	22	43 1/2	33	62 1/8	44	80 11/16	55	99 19/64
12	26 9/16	23	45 3/16	34	63 13/16	45	82 3/8	56	100
13	28 1/4	24	46 7/8	35	65 1/2	46	84 1/16	57	102 11/16
14	29 15/16	25	48 9/16	36	67 3/16	47	85 3/4	58	104 3/8
15	31 5/8	26	50 1/4	37	68 7/8	48	87 7/16	59	106 1/16
16	33 3/8	27	51 15/16	38	70 9/16	49	89 1/8	60	107 3/4
17	35 1/16	28	53 5/8	39	72 1/4	50	90 13/16	61	109 7/16
18	36 3/4	29	55 5/16	40	73 15/16	51	92 9/16		
19	38 7/16	30	57	41	75 5/8	52	94 1/4		

HURRICANE 46



Eastern Metal Supply www.easternmetal.com • info@easternmetal.com 09/19/14  
 FL: 800-432-2204 • NC/DE/GA: 800-343-8154 • TX/AR: 800-996-6061 • MO/OH: 888-822-6061