

D.O.T. Picket Rail

Certs available upon request prior to ordering

Top and Bottom Rail:

18-61-240	2" SCH 40 Pipe x 20' - 2-3/8 x 2.067 x .154	1.264
18-61-241	2" SCH 40 Pipe x 24' - 2-3/8 x 2.067 x .154	1.264
18-61-243	2" SCH 40 Pipe x 30' - 2-3/8 x 2.067 x .154	1.264
DOT-61-170	2-1/2" SCH 10 Pipe x 20' - 2-7/8 X 2.635 X .120	1.246

Top and Bottom Rail Splice:

18-61-235	1-1/2" SCH 40 Pipe x 20' - 1.900 x 1.610 x .145	0.940
17-61-215	2-1/2 OD x .125 x 24' Round Tube (6061-T6)	1.090

Post:

19-61-212	2 x .250 Square Tube x 24' (6061-T6)	2.100
20-61-281	2 x 4 x .250 Rect Tube x 24'	3.300

Picket:

18-61-220	3/4" SCH 40 Pipe x 20' - 1.050 x .824 x .113	0.391
18-61-222	3/4" SCH 40 Pipe x 24' - 1.050 x .824 x .113	0.391
14-61-430	3/4" Solid Round Rod x 12' (6061-T6)	0.530

Post Mount:

52-61-2658	5/8 x 6 Flat Bar x 12' (6061-T6511)	4.500
------------	-------------------------------------	-------

Bent End Return:

18-63-240	2" SCH 40 Pipe x 20' (6063-T52)	1.264
52-61-3454	Inner Sleeve mates with 2" SCH 40 Pipe - (6061-T6)	

Fabbed 2" SCH 40 Pipe x 20' (6061-T6)

18-61-236	with 3/4" SCH 40 Holes (50 holes per piece) - Mates with Fabbed DOT Inner Sleeve (18-61-233)
18-61-233	1-1/2" SCH 40 Pipe - Mates with 18-61-236 - Fabbed DOT Inner Sleeve x 16"

DOT Material 6063 Full Certification: (6063-T52 Full Certs Available Upon Request) - **NEW!**


18-DOT-220	3/4" SCH 40 Pipe x 20'	0.391	17-DOT-136	1-1/2" x 1/8" Round Tube x 24'	0.648
18-DOT-225	1" SCH 40 Pipe x 20'	0.593	14-DOT-225	3/4" Round Rod x 20'	0.530
18-DOT-235	1-1/2" SCH 40 Pipe x 20'	0.940	14-DOT-230	1" Round Rod x 20'	0.942
18-DOT-240	2" SCH 40 Pipe x 20'	1.289			



1.900



DOT Inner Sleeve



Fabbed 2" SCH 40 Pipe
3.75" between picket walls



Fabbed DOT Inner Sleeve

D.O.T. Round Tube (6061-T6)

Stock Code	Description	Aprox. Wt/Lin ft.			
17-61-200	1-1/2 x 1/8 x 24'	0.648	17-61-220	3 x 1/8 x 24'	1.355
17-61-203	1-1/2 x 1/4 x 24'	1.178	17-61-715	3 x 1/8 x 15' (Scalloped)	1.259
17-61-205	1-3/4 x 1/8 x 24'	0.750	17-61-324	3 x 1/8 x 24' (Scalloped)	1.259
17-DOT-100	2 x 1/8 x 12'	0.866	17-DOT-115	3-1/2 x 3/16 x 15'	2.300
17-61-210	2 x 1/8 x 24'	0.866	17-DOT-117	3-1/2 x 3/16 x 17'	2.300
17-DOT-105	2-1/2 x 1/8 x 12' 6"	1.097	17-DOT-116	3-1/2 x 3/16 x 20'	2.300
17-DOT-104	2-1/2 x 1/8 x 13' 6"	1.097	17-DOT-120	4 x 3/16 x 17'	2.647
17-DOT-106	2-1/2 x 1/8 x 15'	1.097	17-DOT-121	4 x 3/16 x 20'	2.647
17-61-215	2-1/2 x 1/8 x 24'	1.097	17-DOT-123	4 x 1/4 x 24'	3.534
17-DOT-110	3 x 1/8 x 13' 6"	1.355	17-DOT-125	4 x 1/4 x 20'	3.534
17-DOT-111	3 x 1/8 x 15'	1.355	17-DOT-130	4-1/2 x 1/4 x 20'	3.924
17-DOT-113	3 x 1/8 x 17'	1.355	17-DOT-132	5 x 1/4 x 20' (6061 T6)	4.470
17-DOT-112	3 x 1/8 x 20'	1.355	17-DOT-139	6 x 1/4 x 20'	5.419
			17-DOT-140	6 x 1/4 x 24'	5.419

D.O.T. Bullet/Bicycle Rail System - Certs Available upon request

4" Bullet/Bicycle Top Cap 6061 T6 Mates with 3" Splice DOT-61-100 x 30' DOT-61-120 x 40' 	3" Bullet Rail Splice DOT-61-130 x 21' 6061 T6 Mates with 4" Top Cap 	Hand Rail Clamp Bar 6061 T6 DOT-61-140 x 21' 	Splice Insert Bar DOT-61-150 x 20' 6061 T6 Mates with 4" Top Cap 	5" x 5" Straight H-Beam 6061-T6 DOT-61-240 x 24' 	Bullet Rail End Cap 21-00-715
--	---	--	---	---	--

STANDARDS 21




Break Away Sign Pole Bases for Single Column Signs

Sign Pole Bases - Manufactured in accordance with Florida DOT Roadway and Traffic Design Standard Indexes (11860-11865)

Product Code	Size	Bolt Kit* (Call Sales for Bolt Kit Contents)
<u>DOT-4-BPB</u>	4" Sign Pole Base	<u>DOT-4-KIT</u>
<u>DOT-4.5-BPB</u>	4-1/2" Sign Pole Base	<u>DOT-4.5-KIT</u>
<u>DOT-5-BPB</u>	5" Sign Pole Base	<u>DOT-5-KIT</u>
<u>DOT-6-BPB</u>	6" Sign Pole Base	<u>DOT-6-KIT</u>



Break Away Sign Pole Base



Bolt Kit


Sign Pole Bases with Bolt Kits*

<u>DOT-4-BPBPKG</u>	4" Sign Pole Base with Kit
<u>DOT-4.5-BPBPKG</u>	4-1/2" Sign Pole Base with Kit
<u>DOT-5-BPBPKG</u>	5" Sign Pole Base with Kit
<u>DOT-6-BPBPKG</u>	6" Sign Pole Base with Kit

*Bolt Kit Hardware meets requirements of ASTM A325 and ASTM A307

Shims


<u>DOT-2-Shim</u>	FDOT approved shim for single column ground signs
<u>DOT-3-Shim</u>	FDOT approved general purpose shim



DOT Shims

Threaded Transformer Base - NEW!

<u>DOT-PEDBASE-P</u>	Threaded Transformer Base with Plastic Door 356-T6 Alloy; ASTM B 36
<u>PEDBASE-DOOR</u>	Plastic Door for TS-1000-L
<u>PEDBASE-BOLTKIT</u>	3/4-10 x 18" J Bolt Anchor w/ Bolts and Washers
<u>DOT-4-84</u>	4" SCH 40 x 84" Transformer Base Pole (Threaded) 6061-T6 MF
<u>DOT-4-156</u>	4" SCH 40 x 156" Transformer Base Pole (Threaded) 6061-T6 MF
<u>DOT-4-180</u>	4" SCH 40 x 180" Transformer Base Pole (Threaded) 6061-T6 MF



Threaded SCH 40 Pipe



Threaded Transformer Base

Flat Bar Base Plate x 12' - 6061 T6 M/F

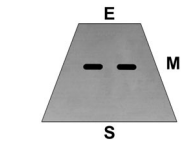
Stock Code	Size (Size x Wall)	Aprox. Wt/Lin ft.
10-61-505	1/2" x 6" x 12'	3.600
52-61-2658	5/8" x 6" x 12'	4.500

Fabbed Soil Plate


<u>DOT-SP-718</u>	1/4" Aluminum Plate (7" x 18") 6061-T6 - NEW!
<u>DOT-14-SP</u>	1/4" Aluminum Plate (8" x 12" x 14") 6061-T6



DOT-SP-718



Aluminum Soil Plate



Installed Soil Plate: Front & Back views; shown attached with FDOT approved U-bolts

FDOT Approved U-Bolts

ASTM A-307 Galvanized U-Bolts with lock washers and nuts.

<u>DOT-2-UBOLT</u>	2" U-Bolt	<u>DOT-4-UBOLT</u>	4" U-Bolt
<u>DOT-2.5-UBOLT</u>	2-1/2" U-Bolt	<u>DOT-4.5-UBOLT</u>	4-1/2" U-Bolt
<u>DOT-3-UBOLT</u>	3" U-Bolt	<u>DOT-5-UBOLT</u>	5" U-Bolt
<u>DOT-3.5-UBOLT</u>	3-1/2" U-Bolt	<u>DOT-6-UBOLT</u>	6" U-Bolt

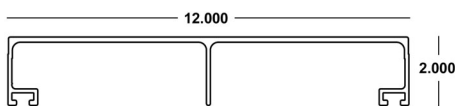


U-Bolts

D.O.T. Signage

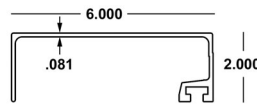
12" x 2" Sign Panel

MILL ORDER EMSW14792	Heavy
MILL ORDER EMSW14794	Medium
MILL ORDER EMSW14793	Light



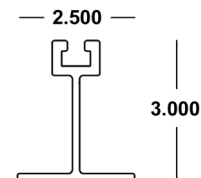
6" x 2" Half Sign Panel

MILL ORDER EMSW14795



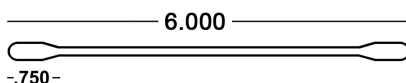
3" x 2.5" Wind Beam

MILL ORDER EMSW14796



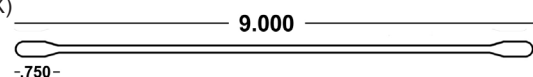
6" Extruded Street Name Blade x 12' 1"

66-33-111 (TX)



9" Extruded Street Name Blade x 12' 1"

66-33-110 (TX)




STANDARDS 22



Round Aluminum Tube

6063-T5 x 24' (Unless noted otherwise)



Stock Code	Size in Inches (Size x Wall)	Aprox. Wt/Lin ft.
17-63-100	.75 x .065 (.620 ID) (6063 T52)	0.172
17-63-110	.875 x .062 (.751 ID) (6060 T6 - Furniture Grade)	0.190
17-63-105	1 x .062 (.880 ID) x 20' (6060 T6 - Furniture Grade)	0.229
17-63-115FG	1 x .062 (.880 ID) (6060 T6 - Furniture Grade)	0.229
17-63-120	1 x .125 (.750 ID)	0.404
52-61-3868	1 x .250 (.500 ID) (6005A-T61)	0.707
17-63-132	1.250 x .062 (1.126 ID)	0.278
52-63-1272	1.250 x .062 (1.126 ID) (6060 T52 - Furniture Grade)	0.278
17-63-130	1.250 x .090 (1.070 ID)	0.385
17-63-134	1.250 x .125 x 16' (1.000 ID) (6063 T52)	0.530
17-63-133	1.250 x .125 x 20' (1.000 ID) (6063 T52)	0.530
17-63-116	1.500 x .065 (1.370 ID)	0.351
17-63-117	1.500 x .090 (1.320 ID)	0.478
17-61-195	1.500 x .093 (6061)	0.493
17-63-135	1.500 x .125 (1.250 ID)	0.648
17-61-200	1.500 x .125 (1.250 ID) (6061)	0.648
17-T4-135	1.500 x .125 (6063 T4)	0.648
17-63-136	1.500 x .125 x 20' (1.250 ID) (6063 T52)	0.648
17-DOT-136	1.500 x .125 (1.250 ID) (6063 T52 - certs available)	0.648
17-63-138	1.500 x .125 x 30' (1.250 ID) (6063 T52)	0.648
52-63-9775	C-Insert x 12' - for 1.500 x .125 Tube (6063-T6)	0.347
17-61-203	1.500 x .250 x 24' (6061)	1.178
17-61-205	1.750 x .125 (1.500 ID) (6061)	0.750
17-63-140	2 x .050 (1.900 ID)	0.360
17-63-142	2 x .065 (1.870 ID)	0.474
17-63-141	2 x .125 (1.750 ID)	0.883
17-61-210	2 x .125 (1.750 ID) (6061)	0.883
17-DOT-100	2 x .125 x 12'	0.883
17-63-143	2 x .125 x 20' (1.750 ID) (6063 T52)	0.883
17-61-213	2 x .250 (1.500 ID) (6061)	1.650
MILL ORDER	2.125 x .125 (6463-T67) 52-63-7798	0.942
MILL ORDER	2.150 x .125 (6463-T67) 52-63-8437	0.953
17-63-212	2.250 x .120 (2.000 ID) (6063 T52)	0.964
17-61-215	2.500 x .125 (2.250 ID) (6061)	1.097
17-DOT-105	2.500 x .125 x 12' 6"	1.097
17-DOT-104	2.500 x .125 x 13' 6"	1.097
17-DOT-106	2.500 x .125 x 15'	1.097
17-63-150	3 x .083 (2.834 ID)	0.895
17-63-155	3 x .125 (2.750 ID)	1.355
17-61-220	3 x .125 (2.750 ID) (6061)	1.355
17-DOT-110	3 x .125 x 13' 6"	1.355
17-DOT-111	3 x .125 x 15'	1.355
17-DOT-113	3 x .125 x 17'	1.355
17-DOT-112	3 x .125 x 20'	1.355
52-61-3149	3 x .293 x 20' (2.415 ID) (6061)	2.986
25-61-300	3 x .540 x 20' (1.920 ID) (6061) Winder Tube	5.008
17-DOT-115	3.500 x .1875 x 15'	2.300
17-DOT-117	3.500 x .1875 x 17'	2.300
17-DOT-116	3.500 x .1875 x 20'	2.300
17-63-160	4 x .125 (3.750 ID)	1.826
17-61-160	4 x .125 (3.750 ID) (6061)	1.826
17-DOT-120	4 x .1875 x 17'	2.647
17-DOT-121	4 x .1875 x 20'	2.647
17-DOT-123	4 x .250	3.534
17-DOT-125	4 x .250 x 20'	3.534
17-DOT-130	4.500 x .250 x 20'	3.924
17-63-165	5 x .125 (4.750 ID)	2.251
52-61-2429	5 x .188 (6061 T6)	3.410

Round Aluminum Tube (continued)

Stock Code	Size in Inches (Size x Wall)	Aprox. Wt/Lin ft.
17-DOT-132	5 x .250 x 20' (6061 T6)	4.470
17-63-170	6 x .125 (5.750 ID) x 20'	2.713
MILL ORDER	6 x .188 (5.624 ID) 52-61-3925	4.037
17-DOT-139	6 x .250 x 20'	5.4197
17-DOT-140	6 x .250	5.4197
17-63-175	8 x .125 (7.750 ID) (6063 T6)	3.710
MILL ORDER	8 x .156 (7.688 ID) 52-63-6843	4.613

Drawn Tube (6063-T832 x 24')

52-00-004	1.125 x .042 x 16' (1.041 ID)	0.166
	Mates with 17-63-12549 (Clear Anodized)	
MILL ORDER	1.250 x .049 (1.152 ID)	0.217
17-63-12549 (MO)	Mates with 52-00-004 (Clear Anodized)	
MILL ORDER	1.375 x .049 (1.277 ID)	0.240
17-63-137549 (MO)	Mates with 17-63-1549 (Clear Anodized)	
MILL ORDER	1.500 x .049 (1.402 ID)	0.263
17-63-1549 (MO)	Mates with 17-63-137549 (Clear Anodized)	
MILL ORDER	1.875 x .049 (1.777 ID)	0.331
17-63-187549 (MO)	Mates with 17-63-2049 (Clear Anodized)	
MILL ORDER	2.000 x .049 (1.902 ID)	0.353
17-63-2049 (MO)	Mates with 17-63-187549 (Clear Anodized)	

Brite Dipped Drawn Tube

25-BD-460	.750 x .058 x 20'	54 pcs/box
25-BD-463	.875 x .058 x 16'	38 pcs/box
25-BD-465	.875 x .058 x 20'	38 pcs/box
25-BD-467	.875 x .058 x 24'	38 pcs/box
25-BD-469	.875 x .095 x 24'	38 pcs/box

Superbuff Stainless Steel

Tube x 24' 2" - **INCREASED INVENTORIES!**

316 Alloy - best for Saltwater applications

Stock Code	Size in Inches	Lgths./Box
25-316-100	7/8 x 16 GA (.062)	30
25-316-105	1 x 16 GA (.062)	16
25-316-110 - NEW!	1-1/4 x 16 GA (.062)	**

304 Alloy

Stock Code	Size in Inches	Lgths./Box
25-304-100	7/8 x 16 GA (.062)	30
25-304-105	1 x 16 GA (.062)	16
25-304-110 - NEW!	1-1/4 x 16 GA (.062)	**

**Individually wrapped pieces shipped per customer order size

**Serrated & Fluted
Scalloped Round Tube**

See Next Page (Standards 20) for full listing

Items marked as MILL ORDER are non stock but available. Product codes listed on MILL ORDER items are for die reference only. Customer must specify length, alloy & temper.

STANDARDS 19



3003 H14 Flattened Expanded Aluminum

.052" SWD x 1.27" LWD; Opening Sizes: .312 SWO x 1.00 LWO
 .060 Strand Thickness x .187 Strand Width 58% Open Area

Stock Code	Size in Inches
50-00-99	.5 x .081 (48 x 96)
51-00-100 (TX)	.5 x .081 (48 x 120)

.923 SWD x 2.13 LWD; Opening Sizes: .625 SWO x 1.75 LWO
 .095 Strand Thickness x .187 Strand Width 62% Open Area

Stock Code	Size in Inches
51-00-096	.75 x .125 (48 x 96)
51-00-096R (TX)	.75 x .125 (48 x 96)
51-00-120	.75 x .125 (48 x 120)


Aluminum Woven Wire Mesh - NEW!

1.75" ID; 2.25" OD Alloy 1350 - H16; Open Area - 76.10%

Stock Code	Size in Inches	Approx. Wt/Sheet
50-WWM-4896	.236 x 48 x 96	20.90
50-WWM-48120	.236 x 48 x 120	26.18

2.00" ID; 2.50" OD Alloy 1350 - H16;

Stock Code	Size in Inches	Approx. Wt/Sheet
50-2X2WM-4896	.236 x 48 x 96	17.60
50-2X2WM-48120	.236 x 48 x 120	21.78



Woven Wire Mesh Framing Options

see *Stiffeners, Enclosures & Gates 11* for schematic

13-63-205	1/2 x 3/4 x 1/8 Channel x 20' (6063-T52)
60-00-205	MP-1A (1 x 1 x 24')
59-63-002 (TX)	MP-1A (1 x 1 x 24')

5052 H38 Alodine Pretreated Sheet


Stock Code	Size in Inches	Approx. Wt/Sheet
50-06-106	.080 x 30 x 96	22.57
50-06-107	.080 x 30 x 120	28.22
50-06-108	.080 x 30 x 144	33.86
50-06-109	.080 x 36 x 96	27.09
50-06-110	.080 x 36 x 120	33.86
50-06-111	.080 x 36 x 144	40.64
50-06-112A	.080 x 48 x 96	36.13
50-06-113A	.080 x 48 x 120	46.10
50-06-114	.080 x 48 x 144	53.51
50-06-115	.125 x 30 x 96	35.28
50-06-116	.125 x 30 x 120	44.10
50-06-117	.125 x 30 x 144	52.92
50-06-118	.125 x 36 x 96	41.65
50-06-119	.125 x 36 x 120	52.07
50-06-120	.125 x 36 x 144	62.48
50-06-121	.125 x 48 x 96	56.44
50-06-122	.125 x 48 x 120	70.56
50-06-123	.125 x 48 x 144	84.67

Contact your EMS Sales Representative for
SPECIAL ORDER Sign Blanks

**See Standards pp 17-22 (Tubes & D.O.T.) for additional items*

Aluminum Rectangular Bar Grating

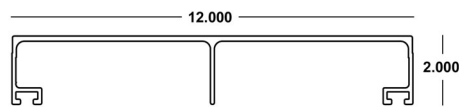
Special Order Various Sizes Available Upon Request



D.O.T. Signage

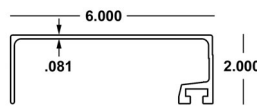
12" x 2" Sign Panel

MILL ORDER EMSW14792 Heavy
 MILL ORDER EMSW14794 Medium
 MILL ORDER EMSW14793 Light



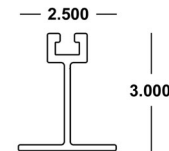
6" x 2" Half Sign Panel

MILL ORDER EMSW14795



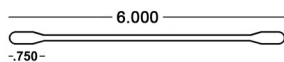
3" x 2.5" Wind Beam

MILL ORDER EMSW14796



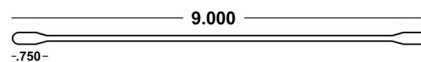
6" Extruded Street Name Blade x 12' 1"

66-33-111 (TX)



9" Extruded Street Name Blade x 12' 1"

66-33-110 (TX)



Items marked as MILL ORDER are non stock but available. Product codes listed on MILL ORDER items are for die reference only. Customer must specify length, alloy & temper.

STANDARDS 08

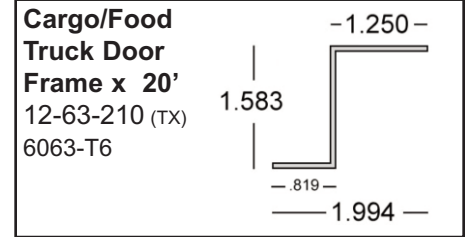
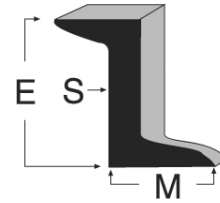


Eastern Metal Supply www.easternmetal.com • info@easternmetal.com 08/28/20

FL: 800-432-2204 • NC/DE/GA: 800-343-8154 • TX/AR: 800-996-6061 • MO/OH: 888-822-6061


Aluminum Zees - 6061-T6 x 25'

Stock Code	Size in Inches (E x M x S)	Approx. Wt/Lin ft.
12-61-200	1-3/4 x 1-3/4 x 3/16	1.076
12-61-216	3 x 2-11/16 x 1/4 x 18'	2.381
12-61-201	3 x 2-11/16 x 1/4	2.381
12-61-221	3 x 2-11/16 x 1/4 x 30'	2.381
52-61-2968	3 x 2-11/16 x 1/4 x 40'	2.381
12-61-220	3 x 2-11/16 x 3/8	3.381
MILL ORDER 12-61-302 (NC)	4 x 3-1/16 x 1/4	2.848
12-61-240	4-1/16 x 3-1/8 x 5/16	3.575
MILL ORDER	4-1/8 x 3-3/16 x 3/8	4.318
MILL ORDER	5-1/16 x 3-5/16 x 3/8	4.844
12-61-250	5 x 3-1/4 x .312	4.008



Mill Finish Fabbed Z-Bar (D.O.T. with holes and slots)

12-61-210	1-3/4 x 1-3/4 x 3/16 x 8"	1.076
12-61-211FZ	1-3/4 x 1-3/4 x 3/16 x 11"	1.076
12-61-214FZ	1-3/4 x 1-3/4 x 3/16 x 14"	1.076
12-61-220FZ	1-3/4 x 1-3/4 x 3/16 x 20"	1.076
12-61-226FZ	1-3/4 x 1-3/4 x 3/16 x 26"	1.076
12-61-232FZ	1-3/4 x 1-3/4 x 3/16 x 32"	1.076
12-61-238FZ	1-3/4 x 1-3/4 x 3/16 x 38"	1.076
12-61-242FZ	1-3/4 x 1-3/4 x 3/16 x 42"	1.076
12-61-244FZ	1-3/4 x 1-3/4 x 3/16 x 44"	1.076
12-61-246FZ	1-3/4 x 1-3/4 x 3/16 x 46"	1.076
12-61-252FZ	1-3/4 x 1-3/4 x 3/16 x 52"	1.076
12-61-256FZ	1-3/4 x 1-3/4 x 3/16 x 56"	1.076
12-61-120FZ	1-3/4 x 1-3/4 x 3/16 x 120"	1.076

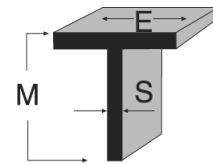


Fabricated Z-Bar

Aluminum Tees

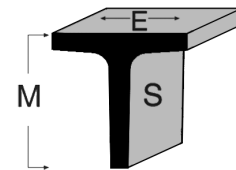
Architectural Aluminum Tees - 6063-T5 x 20'

12-63-205	1 x 1 x 1/8	0.280
25-BD-305	2 x 2 x 1/4 (BDA Polished 6463-T67)	1.097



Structural Aluminum Tees - 6061-T6 x 25'

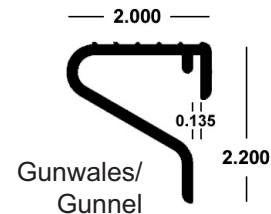
MILL ORDER	1 x 1 x 1/8	0.313
12-61-205	1-1/2 x 1-1/2 x 3/16	0.700
MILL ORDER 52-61-163	1-1/2 x 1-1/2 x 1/4	0.869
12-61-215	2 x 2 x 1/4	1.280
12-61-218	2 x 2 x 1/4 (x 32')	1.280
MILL ORDER 12-61-309 (NC)	2-1/2 x 2-1/2 x 5/16	1.912
MILL ORDER 52-61-1104	3 x 2-1/2 x 5/16	2.129
MILL ORDER	4 x 3 x 3/8	3.220



Gunwale/Gunnel - 6061-T6

Suggested Applications: Boat Gunwales/Gunnels, Airboat applications

52-61-672	2.2 x 2 x 1/8 x 32'	Mill Finish	0.850
-----------	---------------------	-------------	-------



Items marked as MILL ORDER are non stock but available.
Product codes listed on MILL ORDER items are for die reference only.
Customer must specify length, alloy & temper.

STANDARDS 11

