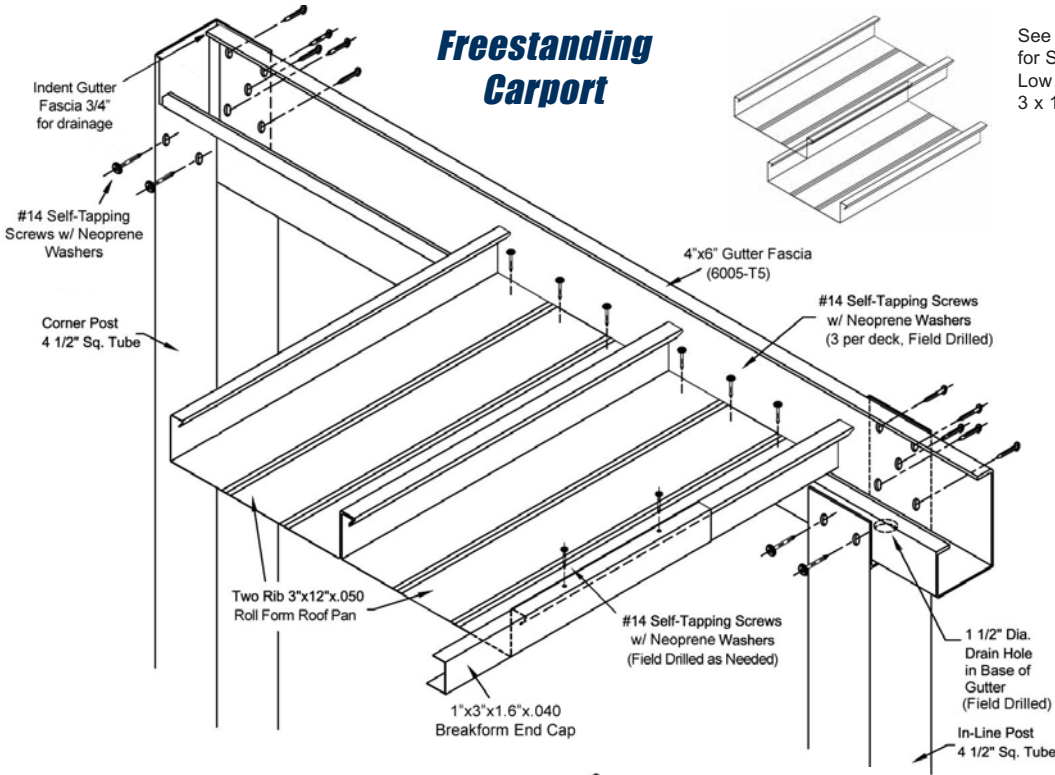


Engineered Carport Kit Schematic: Freestanding & Attached

Design is based on: IBC 2009, ASCE 7-10 (FL), ASCE 7-05 (listed states*), FBC & NCBC - Latest Editions

Freestanding Carport



See Architectural p04 for Self-Mating Pans:
Low Wind (shown in diagram):
3 x 12 x .050 Roll Formed Pans

***Sealed Engineering Drawings for: FL, GA, SC, NC, AL, LA, TX**

FL Wind Velocity:
Low Wind: Vult = 125 mph
High Wind: Vult = 175 mph

Snow Load: 20 psf

Custom Sizes Available upon Request

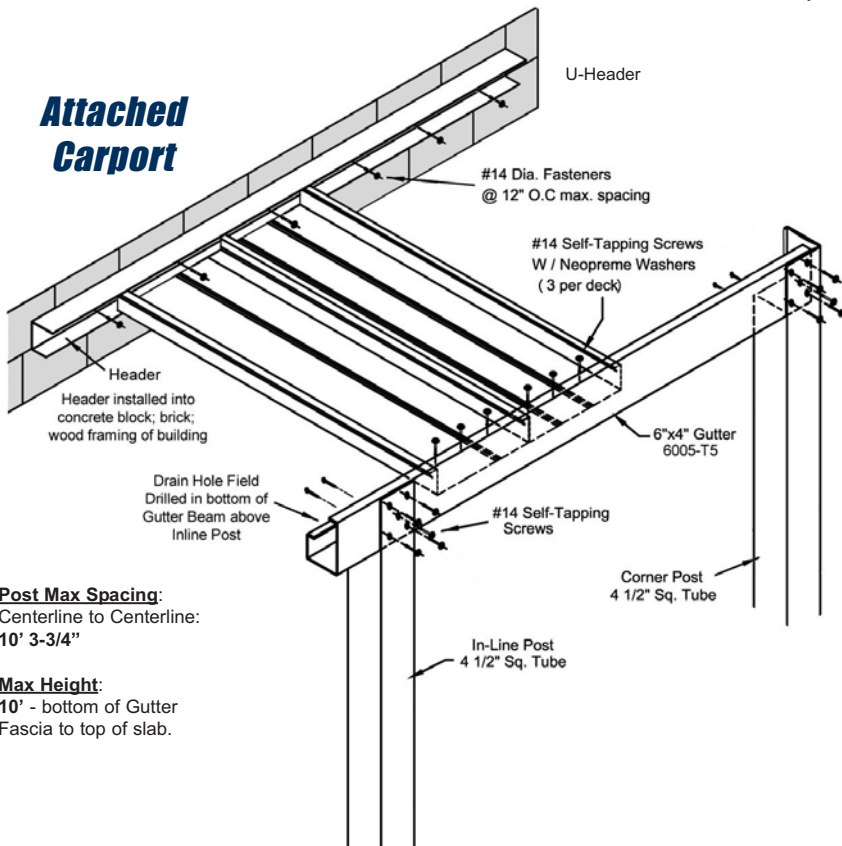
Can also be used in Canopy or Walkway applications

Roll Form Pan available in White & Bronze

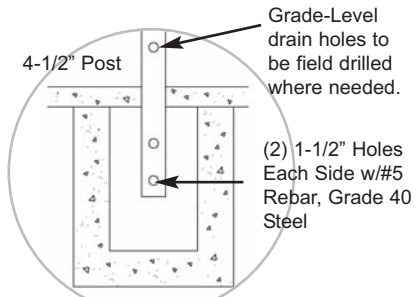
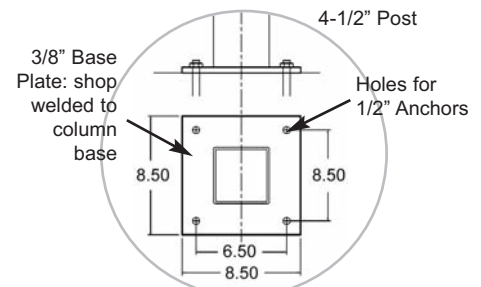
Extruded Post & Gutter Available in Bronze & White

Install Kits Available: includes rebar, threaded rod, nuts, bolts, screws, and concrete adhesive

Attached Carport



EMS will provide pre-fabricated Posts including notching, 7 top side holes (see engineering for details)



Post Max Spacing:
Centerline to Centerline:
10' 3-3/4"

Max Height:
10' - bottom of Gutter Fascia to top of slab.

Engineering available upon request.

Architectural 12



Eastern Metal Supply
Quality Shapes In Aluminum

EMS FL

1-800-432-2204
(561) 588-4780 - fax

EMS NC

1-800-343-8154
(704) 391-2267 - fax

EMS TX

1-800-996-6061
(281) 656-2297 - fax

EMS MO

1-888-822-6061
(314) 344-3349 - fax

Additional Locations: West Palm Beach & Lakeland, FL; Newark, DE and Birmingham, AL

website: www.EasternMetal.com

e-mail: info@EasternMetal.com


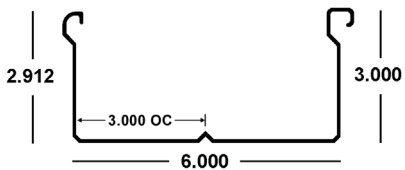
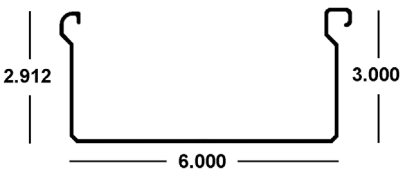
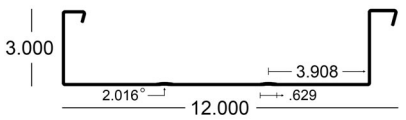
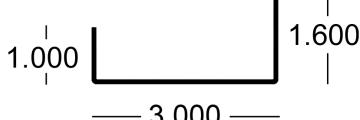
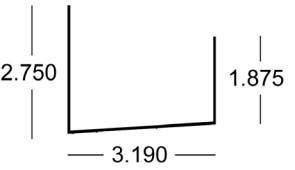
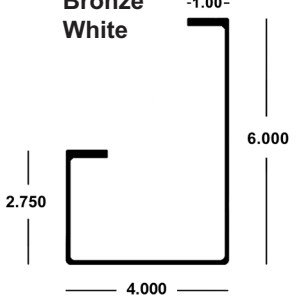
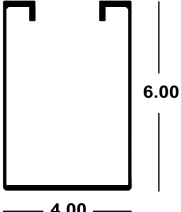
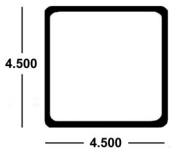
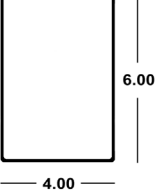
version: 06/05/17

Engineered Carport Kit

ENGINEERING AVAILABLE: www.easternmetalengineering.com

Florida items are available to all branches via shuttle.

*Custom lengths, finishes and additional profiles are also available on a minimum MILL ORDER basis.

<p>3 x 6 x .078 Self Mating Canopy Roof Pan x 24' 6063-T6 Mill Finish MILL ORDER 20160-020 (TX) <i>Meets High Wind: 175 mph Exposure C</i> <i>Snow Load: 20 psf</i></p> 	<p>3 x 6 x .078 Self Mating Canopy Roof Pan (V-Deck - 3" on center) MILL ORDER 52-63-11677 6063-T6 Mill Finish <i>Meets High Wind: 175 mph Exposure C</i> <i>Snow Load: 20 psf</i></p> 	<p>3 x 6 x .065 Self Mating Canopy Roof Pan x 24' 6063-T6 Mill Finish 56-63-015 MILL ORDER 56-63-075 (0.065 Side Wall/0.075 Bottom Wall) <i>Meets Wind: 125 mph Exposure B; Snow Load: 20 psf</i></p> 
<p>3 x 12 x .050 Carport Roll Form Roof Pan (2 Rib) Self Mating <i>Custom Lengths Available in White & Bronze</i> CRATE CHARGE MAY APPLY (please inquire with your sales person) Production Lead Times average 5-7 Business Days + shipping</p> 	<p>1 x 3 x 1.6 x .040 Roll Form Breakform End Cap <i>Custom Lengths Available in White & Bronze</i></p> 	<p>Extruded Patio Roof U-Header x 24' 47153 White Wall: .045</p> 
<p>4 x 6 x .093 Gutter Fascia x 24' (6005-T5) 56-63-033 Mill Finish 56-63-036 204-R1 Clear Anodized 56-MB-036 Bronze 56-WH-036 White</p> 	<p>4 x 6 x .190/.125 Gutter Beam x 24' 2" 6063-T6 - 204 R1 Anodized 56-63-011</p> 	
<p>4.5 x .093 Square Tube x 24' (.125 radius) 6063-T6 56-MF-035 Mill Finish 56-WH-035 White 56-MB-035 Bronze</p> 	<p>4 x 6 x .150 Rect. Tube x 24' 2" (.125 radius) 6063-T6 204 R1 Anodized 56-63-004</p> 	

Architectural 13



Eastern Metal Supply
Quality Shapes In Aluminum

EMS FL

1-800-432-2204
(561) 588-4780 - fax

EMS NC

1-800-343-8154
(704) 391-2267 - fax

EMS TX

1-800-996-6061
(281) 656-2297 - fax

EMS MO

1-888-822-6061
(314) 344-3349 - fax

Additional Locations: West Palm Beach & Lakeland, FL; Newark, DE; Akron, OH, Van Buren, AR; Atlanta, GA and Dallas, TX

website: www.EasternMetal.com

e-mail: info@EasternMetal.com

version: 07/23/20