


# EASY MOUNT Channel Letter Raceway

Channel letter raceway

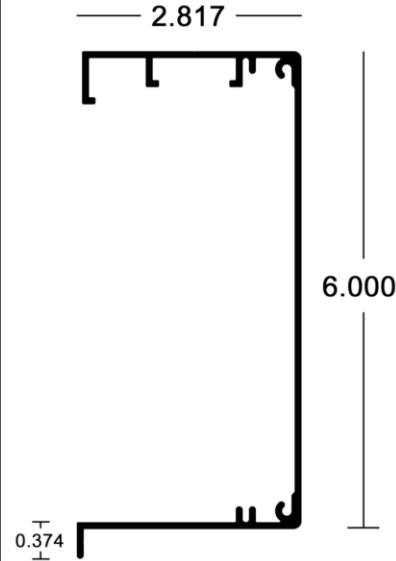
**NEW!**  
Revolutionary  
Patented Design

Exclusively Distributed by **Eastern Metal Supply**

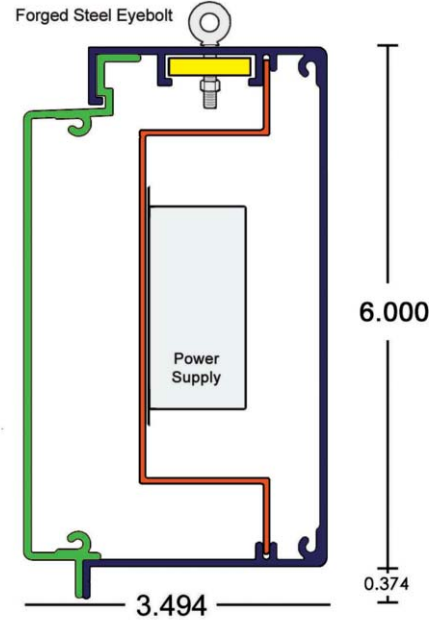
**6" EasyMount™ Raceway Back Wall Bracket x 25'**  
24-63-159 6063-T6  
Mates with EasyMount™ Raceway Face



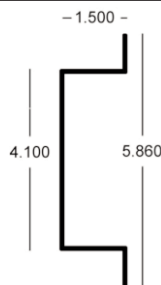
**6" EasyMount™ Raceway Face x 25'**  
24-63-158 6063-T6  
Mates with EasyMount™ Raceway Back



**Assembled Schematic**  
End Cap Encloses the Assembled Raceway



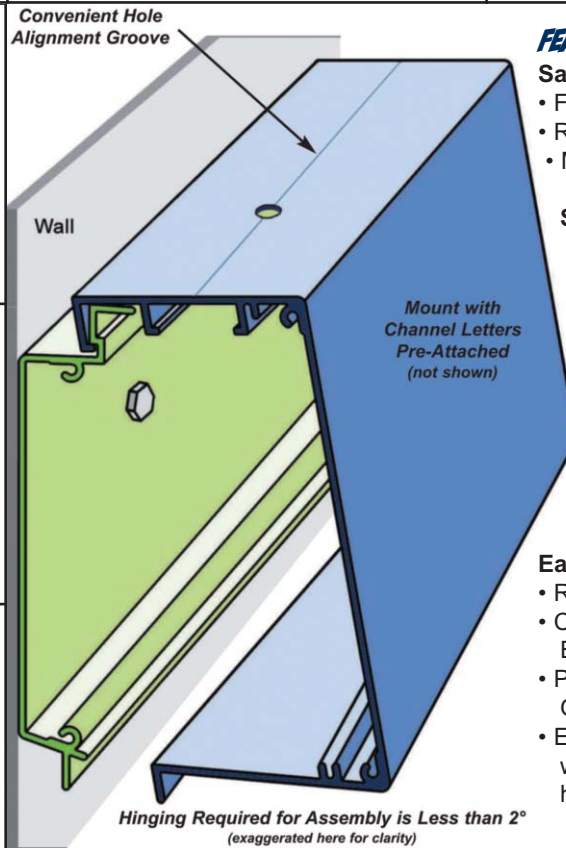
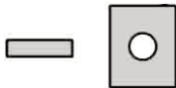
**EasyMount™ Power Supply Panel x 12"**  
24-63-161  
Inserts into EasyMount™ Raceway Face Slots



**6" EasyMount™ Raceway End Cap**  
21-00-910  
Mates with and Encloses the Assembled EasyMount™ Raceway



**EasyMount™ Lifting Bar**  
24-63-162  
1/4" x 1" x 1-1/2" Bar; 1/2" Threaded Hole  
Inserts into EasyMount™ Raceway Face Channel



### FEATURES & BENEFITS:

#### Saves Time & Money:

- Faster Installation
- Reduced Labor Cost
- Minimal Fabrication Time

#### Simple Installation:

- Easily Mounted Structural Raceway Back
- Easily Attach Raceway Face with Pre-Mounted Channel Letters which Drops and Locks into Place
- Virtually Invisible Raceway Back Helps Create a Sleek Look
- Unique Design Reduces Possibility of Channel Letter Damage

#### Easy Access:

- Reduced Maintenance Times
- Change Letters Without Removing Entire Raceway
- Power Supply Panel Slides In-and Out Via Convenient Slots
- End Access Improves Serviceability when Channel Letters are Large or have ACM Backing

Signage 08



**Eastern Metal Supply**  
Quality Shapes In Aluminum

**EMS FL**  
1-800-432-2204  
(561) 588-4780 - fax

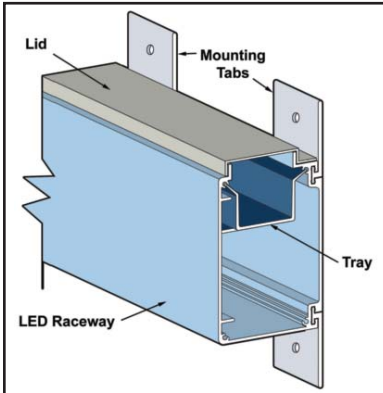
**EMS NC**  
1-800-343-8154  
(704) 391-2267 - fax

**EMS TX**  
1-800-996-6061  
(281) 656-2297 - fax

**EMS MO**  
1-888-822-6061  
(314) 344-3349 - fax

**Additional Locations:** West Palm Beach & Lakeland, FL; Newark, DE; Birmingham, AL; Akron, OH; Van Buren, AR  
**website:** [www.EasternMetal.com](http://www.EasternMetal.com) **e-mail:** [info@EasternMetal.com](mailto:info@EasternMetal.com) **version:** 05/01/18

# LED Raceways



## FEATURES & BENEFITS:

- Extruded Raceway's and Lid's as well as pre-cut Mounting Tab's and End Cap's save you valuable fabrication time.
- Easy Service Lid - No Hinge
- Mounting is faster and easier using the Tabs Slots at the top and bottom of the raceway.
- Keep the transformer off the bottom of the raceway using flat bar or sheet. The 12" Raceway Tray slides into upper or lower screw bosses to accomplish the same goal.
- Tube, Angle or Channel can be added as a spreader/lift & carry bar to easily move the completed raceway.
- End caps with prefabricated holes for screws designed to fit this raceway allow for a clean, finished look.

<p><b>4-1/2" x 4-1/2" Tab Mounted LED Raceway x 25'</b> <b>24-63-156</b> Used with 24-63-157, 21-00-928 24-63-148P, 24-63-449F</p>	<p><b>4-1/2" Raceway Lid x 25'</b> <b>24-63-157</b> Used with 24-63-155, 24-63-156</p>	<p><b>4-1/2" x 4-1/2" End Cap</b> <b>21-00-928</b> Used with 24-63-156</p>	<p><b>Raceway Mounting Tab x 2"</b> <b>24-63-148P</b> 50 pcs/box 1/2" hole in center</p> <p>Max Load Per Tab: Vertical: 220 # Horizontal: 160 #</p>
<p><b>4-1/2" x 7" Tab Mounted LED Raceway x 25'</b> <b>24-63-155</b> Used with 24-63-157, 21-00-927, 24-63-148P, 24-63-449F</p>	<p><b>4-1/2" Raceway Lid x 25'</b> <b>24-63-157</b> Used with 24-63-155, 24-63-156</p>	<p><b>4-1/2" x 7" End Cap</b> <b>21-00-927</b> Used with 24-63-155</p>	<p><b>1.788 x 3.761 Raceway Tray x 12"</b> <b>24-63-449F</b> Used with 24-63-156, 24-63-155 Transformer mounting tray designed &amp; fabricated to slide into existing Raceway screw bosses of 4-1/2" Wide LED Raceways.</p> <p>Tray slides into screw bosses for top orientation; can also be flipped and slid into screw bosses for bottom orientation</p>
<p><b>7-1/4" x 7" Tab Mounted Raceway x 25'</b> <b>24-63-149</b> Used with 24-63-150, 24-63-148P, 21-00-909, 24-63-450F</p>	<p><b>7-1/4" Tab Mounted Raceway Lid x 25'</b> <b>24-63-150</b> Used with 24-63-149, 24-63-135 and 24-63-138</p>	<p><b>7-1/4" Tab Mounted Raceway End Cap</b> <b>21-00-909</b> Used with 24-63-149</p>	<p><b>1.81 x 5.543 Raceway Tray x 12"</b> <b>24-63-450F (TX)</b> Used with 24-63-149 Transformer mounting tray designed &amp; fabricated to slide into existing Raceway screw bosses of 7-1/4" Wide LED Raceways.</p> <p>Tray slides into screw bosses for top orientation; can also be flipped and slid into screw bosses for bottom orientation</p>

Signage 09



**Eastern Metal Supply**  
Quality Shapes In Aluminum

**EMS FL**

1-800-432-2204  
(561) 588-4780 - fax

**EMS NC**

1-800-343-8154  
(704) 391-2267 - fax

**EMS TX**

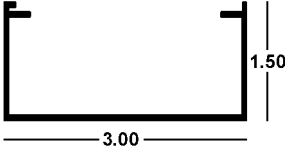
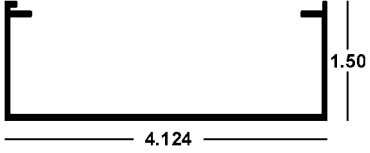
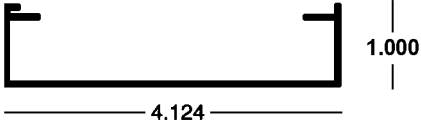
1-800-996-6061  
(281) 656-2297 - fax

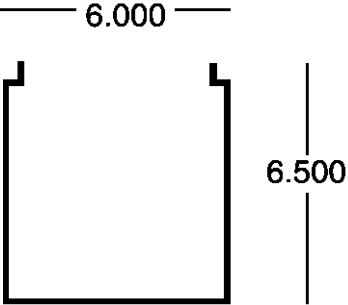
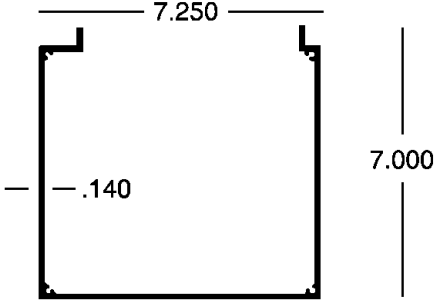
**EMS MO**

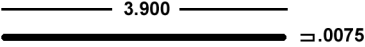
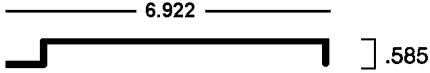

1-888-822-6061  
(314) 344-3349 - fax

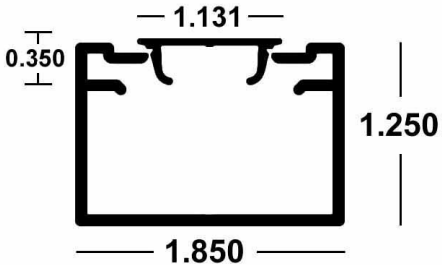
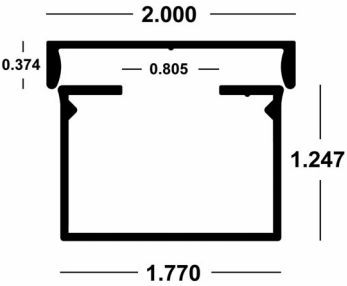
**Additional Locations:** West Palm Beach & Lakeland, FL; Newark, DE; Birmingham, AL; Akron, OH; Van Buren, AR  
**website:** [www.EasternMetal.com](http://www.EasternMetal.com) **e-mail:** [info@EasternMetal.com](mailto:info@EasternMetal.com) **version:** 03/29/18

# Raceways & Wireways

<p><b>3" x 1-1/2" Raceway x 20'</b>  <b>24-63-125 RW-3</b>  <i>aka Lamp/Socket Track</i></p> 	<p><b>4" x 1-1/2" Raceway x 20'</b>  <b>24-63-265 RW-4A</b>  <i>aka Lamp/Socket Track</i>  <i>mates with 24-63-141</i></p> 	<p><b>4" x 1" Raceway x 20'</b>  <b>24-63-140 RW-4</b>  <i>aka Lamp/Socket Track</i>  <i>mates with 24-63-141</i></p> 
--	---	--

<p><b>6" Raceway x 20' (24' in TX)</b> RW-6  <b>24-63-130</b></p> 	<p><b>7-1/4" Raceway RW-7</b>  <b>x 20' 24-63-135</b>  <b>25' 24-63-138</b>  <i>mates with</i>  <i>24-63-136</i>  <i>24-63-139</i>  <i>21-00-901</i>  <i>24-63-150</i></p> 
---	--

<p><b>4" Raceway Lid x 20'</b>  <b>MILL ORDER 24-63-141</b></p> 	<p><b>7-1/4" Raceway Lid RL-7</b>  <b>24-63-136 x 20'</b>  <b>24-63-139 x 25'</b>  <i>Used with 24-63-135; 24-63-138</i></p> 	<p><b>7-1/4" Raceway End Cap</b>  <b>21-00-901</b>  <i>Used with 24-63-135; 24-63-138</i></p> 
--	---	--

<p><b>Socket Track Base x 24'</b> 24-63-500  <b>Socket Track Cap x 24'</b> 24-63-505  <i>Socket Track Cap snaps into Socket Track Base</i></p> 	<p><b>Lamp Base x 24'</b> MILL ORDER 24-63-520  <b>Lamp Base Cover x 24'</b> MILL ORDER 24-63-525  <i>Lamp Base Cover mates with Lamp Base</i>  <i>Overall assembled height is 1.29"</i></p> 
--	---

Signage 10

 <p><b>Eastern Metal Supply</b>  Quality Shapes In Aluminum</p>	<p><b>EMS FL</b>  1-800-432-2204  (561) 588-4780 - fax</p>	<p><b>EMS NC</b>  1-800-343-8154  (704) 391-2267 - fax</p>	<p><b>EMS TX</b>  1-800-996-6061  (281) 656-2297 - fax</p>	<p><b>EMS MO</b>  1-888-822-6061  (314) 344-3349 - fax</p>
<p><b>Additional Locations:</b> West Palm Beach &amp; Lakeland, FL; Newark, DE; Akron, OH, Van Buren, AR; Atlanta, GA and Dallas, TX</p>				
<p><b>website:</b> <a href="http://www.EasternMetal.com">www.EasternMetal.com</a> <b>e-mail:</b> <a href="mailto:info@EasternMetal.com">info@EasternMetal.com</a> <b>version:</b> 02/10/10</p>				


# Eastern Metal Supply



## CHANNEL LETTER COIL

PVC Mask One Side Coil In Stock - 20" ID Coil

<u>Stock Code</u>	<u>Size in Inches</u>
<b>WHITE/WHITE</b>	
49-WH-004	.040 x 5.50 (5.3") x 270'
<b>BRONZE/WHITE</b>	
49-DB-004	.040 x 5.50 (5.3") x 270'
<b>RED/WHITE</b>	
49-RD-004 (FL)	.040 x 5.50 (5.3") x 270'
<b>BLACK/WHITE</b>	
49-BK-004	.040 x 5.50 (5.3") x 270'
49-BK-625 (FL) **	.040 x 5.50 (5.3") x 625' <b>**CLOSEOUT</b>



**MATTE BLACK/GLOSSWHITE**  
49-MATBLK-004 .040 x 5.50 (5.3") x 270'

**MATTE BLACK/MATTE BLACK**  
49-MBK-001 .040 x 5.50 (5.3") x 270'

**BRIGHT BRUSHED CLEAR**  
50-CL-742C (NC) .040 x 5.50 (5.3") x 270'


**MILL FINISH (No PVC Mask)**

49-MF-007 (TX)	.063 x 2.00 x 270'
49-MF-005 (TX)	.063 x 3.00 x 270'
49-MF-006 (TX)	.063 x 3.50 x 270'
49-MF-008 (TX)	.063 x 4.00 x 270'
49-MF-009 (TX)	.063 x 6.00 x 270'



### ALSO AVAILABLE:

Tab Mounted/LED Raceways: 4.5" x 4.5", 4.5" x 7", 7.25" x 7" • Traditional Raceways: 3", 4", 6" & 7.25"  
Raceway Lids, End Caps and Trays • Aluminum Composite Material (ACM)  
Aluminum Sheet: painted, alodine, mill finish; embossed • Sign Frames • SIGNgeiner Sign Frame  
EZ-Clip Wall Hanger • Standard & Custom Aluminum Extrusions



**EMS FL**  
1-800-432-2204  
(561) 588-4780 - fax

**EMS NC**  
1-800-343-8154  
(704) 391-2267 - fax

**EMS TX**  
1-800-996-6061  
(281) 656-2297 - fax

**EMS MO**  
1-888-822-6061  
(314) 344-3349 - fax

Additional Locations: West Palm Beach & Lakeland, FL, Newark, DE and Birmingham, AL

website: [www.EasternMetal.com](http://www.EasternMetal.com)

e-mail: [info@EasternMetal.com](mailto:info@EasternMetal.com)


ChannelLetter 07/26/16

# Eastern Metal Supply

**NOW  
CARRYING!**

## Aluminum Composite Material (ACM)

EMS now offers the sign professional a range of ACM panels for use with digital inks, paints or vinyl graphics and a host of other post and panel or sign backing applications. We are confident that we can offer the right solution for your sign panel needs.



### PolyMetal™ Sign Panels - UL Listed

- Ability to digitally print directly to the panel
- Lightweight, durable and extremely flat
- UL-listed • Moisture Resistant
- Recycled thermoplastic core will not rot or corrode
- 5-year limited warranty

<u>PolyMetal</u>	<u>Size</u>	<u>Color</u>
50-PM-100	3mm x 4' x 8'	White/White
50-PM-105	3mm x 4' x 8'	Black/Black
50-PM-110	3mm x 4' x 8'	White One Side
50-PM-115	3mm x 4' x 10'	White/White
50-PM-120	3mm x 4' x 10'	Black/Black
50-PM-125	3mm x 5' x 10'	White/White
50-PM-130	6mm x 4' x 8'	White/White
50-PM-135	6mm x 4' x 8'	Black/Black
50-PM-140	6mm x 4' x 10'	White/White

### ECM Sign Panels - Non-UL Listed

- Lightweight and durable
- Suitable to mount graphics
- Digitally printable with most inks
- Moisture Resistant

50-ACP-100 (TX)	3mm x 4' x 8'	Bright White/Bright White
50-ACP-110 (TX)	3mm x 4' x 8'	Bright White One Side
50-ACP-105 (TX)	3mm x 4' x 8'	Black/Black
50-ACP-115 (TX)	3mm x 4' x 10'	Bright White/Bright White
50-ACP-125* (TX)	3mm x 59" x 10'	Bright White/Bright White (.008 skin)
50-ACP-125A (TX)	3mm x 5' x 10'	Bright White/Bright White (.008 skin)
50-ACP-130 (TX)	6mm x 4' x 8'	Bright White/Bright White
50-ACP-140 (TX)	6mm x 4' x 10'	Bright White/Bright White

\*CLOSEOUT - Call for special pricing (TX)

### ValuMetal™ Sign Panels - Non-UL Listed

- Lightweight and durable
- Suitable to mount graphics
- Digitally printable with most inks
- Moisture Resistant
- 2-year limited warranty

ValuMetal - (Non-UL)

50-VM-100	3mm x 4' x 8'	White/White
-----------	---------------	-------------

Skin Thickness: PolyMetal .008, ValuMetal .004

*In addition to the above items, other Sizes, Colors & Finishes are available with an approximate 2 week lead time or less.*



### **ALSO AVAILABLE:**

#### **Sign Extrusions & Sheet Products**

Sign Frames • Raceways: 3", 4", 6" & 7¼"  
Sheet: painted, mill finish; tread brite  
Channel Letter Coil • Flex Face System  
Square tubes & angles